



**V**  
**VAQUITA**  
APPAREL

**2022**

THE COLLECTION

# 2022

## THE COLLECTION

- Largest ever sustainable & organic range
- Corporate, workwear & uniform solutions
- Fashion & retail-ready styles
- Promotional & merchandising options
- Sports & teamwear
- Varsity, schoolwear, accessories & more...

We're happy to say that this year we have printed our brochures using FSC® certified paper.



## Contents

Dress Shirts

1 - 45



K142

KUSTOM KIT.



K242 Online

**K142 Kustom Kit**  
**Long Sleeve Tailored Poplin Shirt**

65% polyester/35% cotton.  
Easy iron fabric. Fused semi-cut away collar.  
Self colour buttons. Left chest pocket. Back yoke.  
Single needle stitched armholes.  
Twin needle sleeves and side seams.  
Two button adjustable cuffs with option for cuff links.  
Curved hem.  
Available in short sleeve K141, p310.



Weight: 105 gsm

|                 |       |       |       |       |       |       |       |       |      |
|-----------------|-------|-------|-------|-------|-------|-------|-------|-------|------|
| Collar:         | 13.5* | 14*   | 14.5  | 15    | 15.5  | 16    | 16.5  | 17    | 17.5 |
| Chest (to fit): | 32/34 | 35    | 36/38 | 39    | 40    | 41    | 42    | 43    | 44   |
| Collar:         | 18    | 18.5  | 19    | 19.5  | 20    | 21    | 22    | 23    |      |
| Chest (to fit): | 45    | 46/48 | 49    | 50/52 | 54/56 | 58/60 | 62/64 | 66/68 |      |

\*Available in 13.5 and 14 collar.

**934M Russell Collection**  
**Long Sleeve Easy Care Poplin Shirt**

65% polyester/35% cotton poplin.  
Easy care fabric. Classic collar.  
Left chest pocket. Self colour buttons.  
Back yoke with two side pleats. Double folded seams.  
Adjustable cuffs with button on cuff gauntlet. Straight hem.  
Available in short sleeve 935M, p311.



Weight: White 110 gsm, Cols 105 gsm

|                 |         |       |         |         |       |         |       |
|-----------------|---------|-------|---------|---------|-------|---------|-------|
| Size:           | S       | M     | L       | XL      | XXL   | 3XL     | 4XL   |
| Collar:         | 14.5/15 | 15.5  | 16/16.5 | 17/17.5 | 18    | 18.5/19 | 19.5  |
| Chest (to fit): | 36/38   | 38/40 | 40/42   | 42/44   | 44/46 | 46/48   | 48/50 |




934M

**RUSSELL** SINCE 1900  
**RUSSELL COLLECTION**



934F Online



PR200

**PREMIER**



PR300 P302

**PR200 Premier**  
**Long Sleeve Poplin Shirt**

65% polyester/35% cotton poplin.  
Easy care fabric.  
Stiffened collar.  
Left chest pocket.  
Self colour buttons.  
Back yoke.  
Adjustable cuffs with option for cuff links.  
Straight hem.  
Available in short sleeve PR202, p310.



Weight: 105 gsm

|                 |      |      |      |      |      |
|-----------------|------|------|------|------|------|
| Collar:         | 14.5 | 15   | 15.5 | 16   | 16.5 |
| Chest (to fit): | 34   | 36   | 38   | 40   | 42   |
| Collar:         | 17   | 17.5 | 18   | 18.5 | 19   |
| Chest (to fit): | 44   | 46   | 48   | 50   | 52   |
| Collar:         | 20*  | 21*  | 22*  | 23*  |      |
| Chest (to fit): | 54   | 58   | 62   | 66   |      |

\*Available in 20-23 collar.



**K386**



K388 P303

**KUSTOM KIT.**

**K386 Kustom Kit Long Sleeve Tailored City Business Shirt**

100% cotton.  
Easy iron fabric. Fused button down collar. Single needle stitched armholes. Self colour pearlised buttons. Back yoke. Two button cuffs. Twin needle stitched sleeve and side seams. Curved hem.

Weight: White 120 gsm, Cols 125 gsm

|                 |       |    |       |    |
|-----------------|-------|----|-------|----|
| Collar:         | 14.5  | 15 | 15.5  | 16 |
| Chest (to fit): | 36/38 | 39 | 40    | 41 |
| Collar:         | 16.5  | 17 | 17.5  | 18 |
| Chest (to fit): | 42    | 43 | 44    | 45 |
| Collar:         | 18.5  | 19 | 19.5  |    |
| Chest (to fit): | 46/48 | 49 | 50/52 |    |



**PR207**



PR307 P302



**PR207 Premier**

**Supreme Long Sleeve Poplin Shirt**

65% polyester/35% cotton poplin.  
Easy care fabric. Semi-fitted. Stiffened formal cut away collar. Two button closure on collar stand. Back yoke. Two button adjustable cuffs with option for cuff links. Curved hem. Easy cut out neck label.  
Available in short sleeve PR209, p311.

Weight: 125 gsm

|                 |      |      |      |      |      |
|-----------------|------|------|------|------|------|
| Collar:         | 14.5 | 15   | 15.5 | 16   | 16.5 |
| Chest (to fit): | 34   | 36   | 38   | 40   | 42   |
| Collar:         | 17   | 17.5 | 18   | 18.5 | 19   |
| Chest (to fit): | 44   | 46   | 48   | 50   | 52   |



**EASY CARE**



**K140**



K729 Online

**KUSTOM KIT.**

**K140 Kustom Kit Long Sleeve Classic Fit Workforce Shirt**

65% polyester/35% cotton poplin.  
Easy iron. Fused, stand up button down collar. Self colour buttons. Back yoke and two pleats. Double folded side and sleeve seams. Optional pocket.  
Single button cuffs. Curved hem.  
Available in short sleeve K100, p311.

Weight: 115 gsm

|                 |       |       |       |
|-----------------|-------|-------|-------|
| Size:           | S     | M     | L     |
| Chest (to fit): | 36/38 | 40    | 42    |
| Size:           | XL    | XXL   | 3XL   |
| Chest (to fit): | 44    | 46/48 | 50/52 |



**936M Russell Collection**

**Long Sleeve Easy Care Cotton Poplin Shirt**

100% cotton poplin.  
Easy care fabric. Classic collar. Left chest pocket. Self colour buttons.  
Back yoke with two side pleats. Adjustable cuffs with button on cuff gauntlet.  
Double folded seams. Straight hem.  
Available in short sleeve 937M, p311.

Weight: White 120 gsm, Cols 125 gsm

|                 |         |       |         |         |       |         |       |
|-----------------|---------|-------|---------|---------|-------|---------|-------|
| Size:           | S       | M     | L       | XL      | XXL   | 3XL     | 4XL   |
| Collar:         | 14.5/15 | 15.5  | 16/16.5 | 17/17.5 | 18    | 18.5/19 | 19.5  |
| Chest (to fit): | 36/38   | 38/40 | 40/42   | 42/44   | 44/46 | 46/48   | 48/50 |



**K104**



K743F P302

**KUSTOM KIT.**

**K104 Kustom Kit Long Sleeve Classic Fit Business Shirt**

55% cotton/45% polyester poplin.  
Easy iron fabric. Fused stand up collar.  
Left chest pocket. Back yoke. Double folded seams. Two button adjustable cuffs with option for cuff links. Shaped hem.  
Available in short sleeve K102, p310.

Weight: 105 gsm

|                 |       |       |       |    |
|-----------------|-------|-------|-------|----|
| Collar:         | 14.5  | 15    | 15.5  | 16 |
| Chest (to fit): | 36/38 | 39    | 40    | 41 |
| Collar:         | 16.5  | 17    | 17.5  | 18 |
| Chest (to fit): | 42    | 43    | 44    | 45 |
| Collar:         | 18.5  | 19    | 19.5  |    |
| Chest (to fit): | 46/48 | 49    | 50/52 |    |
| Collar:         | 20    | 21    |       |    |
| Chest (to fit): | 54/56 | 58/60 |       |    |




**936M**



936F P303





**BK150** [7539]

**BROOK TAVERNER**  
SINCE 1912



BK151 P303



**03198**

**NEO  
BLU**  
PEOPLE IN MOTION



03199 P303



SHIRTS

**BK150 Brook Taverner**  
**Rapino Long Sleeve Poplin Shirt**

55% cotton/45% polyester.  
Easy iron fabric. Classic fit. Classic collar. Left chest pocket.  
Back yoke. Two button cuffs. Curved hem.



Weight: 115 gsm

|                        |    |      |    |      |    |      |    |    |
|------------------------|----|------|----|------|----|------|----|----|
| <b>Collar:</b>         | 15 | 15.5 | 16 | 16.5 | 17 | 17.5 | 18 | 19 |
| <b>Chest (to fit):</b> | 38 | 40   | 42 | 44   | 46 | 48   | 50 | 54 |

Additional colours and sizes available on request.

**916M Russell Collection**  
**Long Sleeve Classic Twill Shirt**

100% cotton twill.  
Relaxed, button down collar. Herringbone taped neck. Double folded seams.  
Left chest pocket. Self colour buttons. Fabric patch tab on back yoke and side seam  
hem. Rounded edge two button cuffs with button on cuff gauntlet. Curved hem.  
Available in short sleeve 917M, p312.



Weight: 130 gsm

|                        |         |       |         |         |       |         |       |
|------------------------|---------|-------|---------|---------|-------|---------|-------|
| <b>Size:</b>           | S       | M     | L       | XL      | XXL   | 3XL     | 4XL   |
| <b>Collar:</b>         | 14.5/15 | 15.5  | 16/16.5 | 17/17.5 | 18    | 18.5/19 | 19.5  |
| <b>Chest (to fit):</b> | 36/38   | 38/40 | 40/42   | 42/44   | 44/46 | 46/48   | 48/50 |

**03198 NEOBLU**  
**Balthazar Jersey Long Sleeve Shirt**

100% mercerised cotton.  
Italian spread collar. Self colour buttons. Back yoke. Two button adjustable cuffs with  
button on cuff gauntlet. Curved hem. Unbranded size label.



Weight: 145 gsm

|                        |       |       |       |       |       |       |       |
|------------------------|-------|-------|-------|-------|-------|-------|-------|
| <b>Size:</b>           | S     | M     | L     | XL    | XXL   | 3XL   | 4XL   |
| <b>Chest (to fit):</b> | 36/38 | 38/40 | 41/42 | 43/44 | 45/47 | 47/49 | 50/52 |

**K131 Kustom Kit**  
**Long Sleeve Tailored Business Shirt**

55% cotton/45% polyester poplin.  
Easy iron fabric. Fused stand up semi-cut away collar.  
Removable collar bones. Double folded side and sleeve seams.  
Back yoke. Two button cuffs. Curved hem.



Weight: 105 gsm



|                        |       |    |      |    |      |    |      |    |       |
|------------------------|-------|----|------|----|------|----|------|----|-------|
| <b>Collar:</b>         | 14.5  | 15 | 15.5 | 16 | 16.5 | 17 | 17.5 | 18 | 18.5  |
| <b>Chest (to fit):</b> | 36/38 | 39 | 40   | 41 | 42   | 43 | 44   | 45 | 46/48 |



**916M**

**RUSSELL** SINCE 1900  
**COLLECTION**



916F Online



**K131**

**KUSTOM KIT.**

K192



KUSTOM KIT.

**K192 Kustom Kit Long Sleeve Slim Fit Business Shirt**

55% cotton/45% polyester poplin. Easy iron fabric. Fused stand up collar. Self colour pearlised buttons. Back yoke with two back pleats. Single needle stitched armholes. Twin needle stitched sleeve and side seams. Two button cuffs with button on cuff gauntlet. Curved hem. Available in short sleeve K191, p312.

Weight: 105 gsm

|                 |      |       |      |      |    |
|-----------------|------|-------|------|------|----|
| Collar:         | 14   | 14.5  | 15   | 15.5 | 16 |
| Chest (to fit): | 35   | 36/38 | 39   | 40   | 41 |
| Collar:         | 16.5 | 17    | 17.5 | 18   |    |
| Chest (to fit): | 42   | 43    | 44   | 45   |    |



K743F P302

BK154 [7640]



BROOK TAVERNER  
SINCE 1912

**BK154 Brook Taverner Alba Long Sleeve Slim Fit Poplin Shirt**

55% cotton/45% polyester. Easy iron fabric. Slim fit. Semi-cut away collar. Back yoke. Back darts. Two button cuffs with button on cuff gauntlet. Curved hem.

Weight: 115 gsm

|                 |      |      |      |      |    |
|-----------------|------|------|------|------|----|
| Collar:         | 14   | 14.5 | 15   | 15.5 | 16 |
| Chest (to fit): | 34   | 36   | 38   | 40   | 42 |
| Collar:         | 16.5 | 17   | 17.5 | 18   |    |
| Chest (to fit): | 44   | 46   | 48   | 50   |    |

Additional colours available on request.



956M



RUSSELL COLLECTION  
SINCE 1902

**956M Russell Collection Long Sleeve Ultimate Non-Iron Shirt**

100% cotton micro twill. Semi-cut away button down collar. Left chest pocket. Self colour buttons. Back yoke with two side pleats. Double folded seams. Mitred edge adjustable cuffs with option for cuff links. Button on cuff gauntlet. Curved hem. Available in short sleeve 957M, p312.

Weight: 120 gsm

|                 |       |       |       |
|-----------------|-------|-------|-------|
| Collar:         | 14.5  | 15    | 15.5  |
| Chest (to fit): | 36/38 | 36/38 | 38/40 |
| Collar:         | 16    | 16.5  | 17    |
| Chest (to fit): | 40/42 | 40/42 | 42/44 |
| Collar:         | 17.5  | 18    | 18.5  |
| Chest (to fit): | 42/44 | 44/46 | 46/48 |
| Collar:         | 19    | 19.5  |       |
| Chest (to fit): | 46/48 | 48/50 |       |



956F P305

K116

KUSTOM KIT.



**K116 Kustom Kit Premium Long Sleeve Classic Fit Non-Iron Shirt**

100% cotton poplin. Non-iron fabric. Wrinkle resistant taped seams. Fused stand up semi-cut away collar. Left chest pocket. Pearlised buttons. Back yoke with two back pleats. Double folded seams. Two button cuffs. Curved hem. Available in short sleeve K115, p312.

Weight: 125 gsm

|                 |       |    |      |    |      |    |      |    |       |
|-----------------|-------|----|------|----|------|----|------|----|-------|
| Collar:         | 14.5  | 15 | 15.5 | 16 | 16.5 | 17 | 17.5 | 18 | 18.5  |
| Chest (to fit): | 36/38 | 39 | 40   | 41 | 42   | 43 | 44   | 45 | 46/48 |



**924M Russell Collection Long Sleeve Tailored Poplin Shirt**

65% polyester/35% cotton. Non-iron fabric. Wrinkle resistant taped seams. Fused stand up semi-cut away boned collar. Double folded seams. Plain back yoke. Adjustable cuffs with button on cuff gauntlet. Option for cuff links. Curved hem. Available in short sleeve 925M, p313.

Weight: White 110 gsm, Cols 105 gsm

|                 |         |       |         |         |       |         |       |
|-----------------|---------|-------|---------|---------|-------|---------|-------|
| Size:           | S       | M     | L       | XL      | XXL   | 3XL     | 4XL   |
| Collar:         | 14.5/15 | 15.5  | 16/16.5 | 17/17.5 | 18    | 18.5/19 | 19.5  |
| Chest (to fit): | 36/38   | 38/40 | 40/42   | 42/44   | 44/46 | 46/48   | 48/50 |



924M

RUSSELL COLLECTION  
SINCE 1902



924F P302





PR204



**PR204 Premier**  
**Long Sleeve Fitted Poplin Shirt**

65% polyester/35% cotton poplin. Easy care fabric. Fitted style. Stiffened formal cut away collar. Optional pocket. Two button adjustable cuffs with option for cuff links. Curved hem.

Weight: 105 gsm

|                 |      |    |      |    |      |    |      |
|-----------------|------|----|------|----|------|----|------|
| Collar:         | 14.5 | 15 | 15.5 | 16 | 16.5 | 17 | 17.5 |
| Chest (to fit): | 34   | 36 | 38   | 40 | 42   | 44 | 46   |



**958M Russell Collection**  
**Long Sleeve Tailored Ultimate Non-Iron Shirt**

100% cotton micro twill. Stiffened semi-cut away boned collar. Self colour buttons. Back yoke. Double folded seams. Mitred edge two button adjustable cuffs with button on cuff gauntlet. Option for cuff links. Curved hem. Available in short sleeve 959M, online.

Weight: 120 gsm

|                 |       |       |       |       |       |       |
|-----------------|-------|-------|-------|-------|-------|-------|
| Collar:         | 14.5  | 15    | 15.5  | 16    | 16.5  | 17    |
| Chest (to fit): | 36/38 | 36/38 | 38/40 | 40/42 | 40/42 | 42/44 |
| Collar:         | 17.5  | 18    | 18.5  | 19    | 19.5  |       |
| Chest (to fit): | 42/44 | 44/46 | 46/48 | 46/48 | 48/50 |       |



958M



956F P305



**H532 Henbury**  
**Long Sleeve Stretch Poplin Shirt**

97% cotton/3% elastane. Easy care fabric. Modern tailored fit. Cut away collar. Self colour pearlised buttons. Back yoke. Back darts. Two button adjustable cuffs with button on cuff gauntlet. Curved hem. Available in short sleeve H537, p313.

Weight: 150 gsm

|                 |       |       |       |     |
|-----------------|-------|-------|-------|-----|
| Size:           | XS    | S     | M     | L   |
| Chest (to fit): | 34/36 | 36/38 | 38/40 | 42  |
| Size:           | XL    | XXL   | 3XL   | 4XL |
| Chest (to fit): | 44/46 | 48    | 50/52 | 54  |



H532

H533 P306



**PR244 Premier**  
**Long Sleeve Stretch Fit Poplin Shirt**

97% cotton/3% elastane. Soft feel stretch fabric. Fitted style. Stiffened cut away collar. Single button closure on collar stand. Grown on placket. Back yoke. Back darts. Two button adjustable cuffs with button on cuff gauntlet. Curved hem. Available in short sleeve PR246, p313.

Weight: 115 gsm

|                 |    |     |     |     |
|-----------------|----|-----|-----|-----|
| Size:           | XS | S   | M   | L   |
| Chest (to fit): | 30 | 34  | 38  | 4   |
| Size:           | XL | XXL | 3XL | 4XL |
| Chest (to fit): | 46 | 50  | 54  | 58  |



PR244

PR344 P307




**17000 SOL'S**  
**Brighton Long Sleeve Fitted Shirt**

97% cotton/3% elastane. Easy care stretch fabric. Semi-cut away collar. Self colour buttons. Back yoke. Two button cuffs with button on cuff gauntlet. Curved hem.

Weight: 140 gsm

|                 |       |       |       |       |
|-----------------|-------|-------|-------|-------|
| Size:           | S     | M     | L     | XL    |
| Chest (to fit): | 36/38 | 38/40 | 41/42 | 43/44 |
| Size:           | XXL   | 3XL   | 4XL   |       |
| Chest (to fit): | 45/47 | 47/49 | 50/52 |       |



17000

17015 P307

946M



946F P306



**946M Russell Collection Long Sleeve Easy Care Fitted Shirt**

97% cotton/3% elastane. Easy care stretch fabric. Fitted style. Semi-cut away collar. Self colour buttons. Back yoke. Two button cuffs with button on cuff gauntlet. Curved hem. Available in short sleeve 947M, p314.

Weight: 140 gsm

|                 |         |       |         |
|-----------------|---------|-------|---------|
| Size:           | S       | M     | L       |
| Collar:         | 14.5/15 | 15.5  | 16/16.5 |
| Chest (to fit): | 36/38   | 38/40 | 40/42   |
| Size:           | XL      | XXL   |         |
| Collar:         | 17/17.5 | 18    |         |
| Chest (to fit): | 42/44   | 44/46 |         |
| Size:           | 3XL     | 4XL   |         |
| Collar:         | 18.5/19 | 19.5  |         |
| Chest (to fit): | 46/48   | 48/50 |         |



BK130 [7721]



BK131 P306



**BK130 Brook Taverner Pisa Long Sleeve Slim Fit Shirt**

57% polyester/39% cotton/4% elastane. Easy care stretch fabric. Slim fit. Classic collar. Back yoke. Back darts. Two button adjustable cuffs. Curved hem.

Weight: 105 gsm

|                 |      |    |      |    |
|-----------------|------|----|------|----|
| Collar:         | 14.5 | 15 | 15.5 | 16 |
| Chest (to fit): | 36   | 38 | 40   | 42 |
| Collar:         | 16.5 | 17 | 17.5 | 18 |
| Chest (to fit): | 44   | 46 | 48   | 50 |



962M



962F P304



**962M Russell Collection Long Sleeve Herringbone Shirt**

84% cotton/16% polyester. Easy care fabric. Tailored fit. Mini herringbone. Semi-cut away collar. Narrow placket. Plain yoke. Rounded two button cuffs with button on cuff gauntlet. Option for cuff links. Curved hem. Available in short sleeve 963M, p315.

Weight: White 125 gsm, Light Blue 130 gsm

|                 |       |       |       |       |
|-----------------|-------|-------|-------|-------|
| Collar:         | 14.5  | 15    | 15.5  | 16    |
| Chest (to fit): | 36/38 | 36/38 | 38/40 | 40/42 |
| Collar:         | 16.5  | 17    | 17.5  | 18    |
| Chest (to fit): | 40/42 | 42/44 | 42/44 | 44/46 |
| Collar:         | 18.5  | 19    | 19.5  |       |
| Chest (to fit): | 46/48 | 46/48 | 48/50 |       |



**960M Russell Collection Long Sleeve Ultimate Stretch Shirt**

75% cotton/25% elastomultiester (LYCRA®T400®). Easy care, moisture management fabric. Fitted style. Semi-cut away collar. Narrow placket. Plain yoke. Square edged two button adjustable cuffs with button on cuff gauntlet. Option for cuff links. Curved hem. Available in short sleeve 961M, online.

Weight: White 125 gsm, Cols 130 gsm

|                 |         |       |         |
|-----------------|---------|-------|---------|
| Size:           | S       | M     | L       |
| Collar:         | 14.5/15 | 15.5  | 16/16.5 |
| Chest (to fit): | 36/38   | 38/40 | 40/42   |
| Size:           | XL      | XXL   |         |
| Collar:         | 17/17.5 | 18    |         |
| Chest (to fit): | 42/44   | 44/46 |         |
| Size:           | 3XL     | 4XL   |         |
| Collar:         | 18.5/19 | 19.5  |         |
| Chest (to fit): | 46/48   | 48/50 |         |



**T4024 Tee Jays Luxury Stretch Long Sleeve Shirt**

96% cotton/4% Lycra®. Easy iron fabric. Shaped fit. Fused collar and cuffs. Button under collar. Pearlised buttons. Back yoke. Back darts. Two button adjustable cuffs with button on cuff gauntlet. Curved hem.

Weight: 113 gsm

|                 |       |       |       |
|-----------------|-------|-------|-------|
| Size:           | S     | M     | L     |
| Chest (to fit): | 36/38 | 38/40 | 41/42 |
| Size:           | XL    | XXL   | 3XL   |
| Chest (to fit): | 43/44 | 45/47 | 47/49 |



960M



960F Online

T4024



T4025 Online

BK100 [7656]



BK101 P304



**BK100 Brook Taverner Andora Long Sleeve Herringbone Shirt**

100% superfine cotton. Herringbone effect fabric. Easy iron fabric. Classic fit. Taped seams. Classic collar with removable stiffeners. Back yoke with twin back pleats. Double cuff with silk cuff knot. Curved hem.


Weight: 135 gsm

|                 |      |      |      |      |    |
|-----------------|------|------|------|------|----|
| Collar:         | 15   | 15.5 | 16   | 16.5 | 17 |
| Chest (to fit): | 38   | 40   | 42   | 44   | 46 |
| Collar:         | 17.5 | 18   | 18.5 | 19   |    |
| Chest (to fit): | 48   | 50   | 52   | 54   |    |

Additional colours and sizes available on request.







PR217



PR317 P305

**PR217 Premier**  
**Cross-Dye Roll Sleeve Shirt**

65% polyester/35% cotton poplin.  
Easy care textured fabric. Soft collar. Self colour buttons.  
Back yoke. Roll-up sleeves with button and tab.  
Two button cuffs. Curved hem.

Weight: 105 gsm

|                 |    |    |    |    |    |     |     |
|-----------------|----|----|----|----|----|-----|-----|
| Size:           | XS | S  | M  | L  | XL | XXL | 3XL |
| Chest (to fit): | 30 | 34 | 38 | 42 | 46 | 50  | 54  |



**BK584 Brook Taverner**  
**Jasper Long Sleeve Chambray Shirt**

100% cotton.  
Easy iron fabric. Tailored fit. Semi-cut away collar. Left chest pocket with button.  
Mock horn buttons. Back yoke. Two button adjustable cuffs. Curved hem.

Weight: 140 gsm

|                 |    |      |    |      |    |      |    |      |    |
|-----------------|----|------|----|------|----|------|----|------|----|
| Collar:         | 14 | 14.5 | 15 | 15.5 | 16 | 16.5 | 17 | 17.5 | 18 |
| Chest (to fit): | 34 | 36   | 38 | 40   | 42 | 44   | 46 | 48   | 50 |

Additional sizes available on request.



**BK584 [7886]**

**BROOK TAVERNER**  
SINCE 1912



BK585 P305



**PR245 Premier**  
**Long Sleeve Chambray Shirt**

100% cotton.  
Slub yarn effect.  
Modern fit.  
Soft collar.  
Back yoke.  
Back darts.  
Two button adjustable cuffs.  
Curved hem.

Weight: 115 gsm

|                 |    |     |     |
|-----------------|----|-----|-----|
| Size:           | S  | M   | L   |
| Chest (to fit): | 34 | 38  | 42  |
| Size:           | XL | XXL | 3XL |
| Chest (to fit): | 46 | 50  | 54  |



PR245

PR345 P305



**PR222 Premier**  
**Jeans Stitch Denim Shirt**

100% cotton.  
Soft collar.  
Left chest pocket with button flap.  
Seven button placket.  
Back yoke.  
Contrast stitching.  
Single button cuffs with button on cuff  
gauntlet. Curved hem.

Weight: 155 gsm

|                 |    |     |     |    |
|-----------------|----|-----|-----|----|
| Size:           | XS | S   | M   | L  |
| Chest (to fit): | 30 | 34  | 38  | 42 |
| Size:           | XL | XXL | 3XL |    |
| Chest (to fit): | 46 | 50  | 54  |    |



PR222

PR322 P305



**T4002 Tee Jays**  
**Long Sleeve Casual Twill Shirt**

100% cotton twill.  
Garment washed. Shaped fit. Button  
down collar. Hang tag. Pearlised branded  
buttons. Back yoke with box pleat.  
Two button adjustable cuffs with button  
on cuff gauntlet. Curved hem.

Weight: 166 gsm

|                 |       |       |       |
|-----------------|-------|-------|-------|
| Size:           | S     | M     | L     |
| Chest (to fit): | 36/38 | 38/40 | 41/42 |
| Size:           | XL    | XXL   |       |
| Chest (to fit): | 43/44 | 45/47 |       |
| Size:           | 3XL   | 4XL   |       |
| Chest (to fit): | 47/49 | 50/52 |       |



T4002

T4003 Online

972M

**RUSSELL** SINCE 1902  
COLLECTION



972F P307



H590

**HENBURY**  
CUT-OUT LABEL



H591 P307



## 972M Russell Collection Long Sleeve Tailored Coolmax® Shirt

70% cotton/30% Coolmax® polyester.  
Easy care fabric. Moisture wicking and breathable. Stiffened New Kent boned collar. Left chest pocket. Self colour buttons. Back yoke with pleats. Mitred two button adjustable cuffs with button on cuff gauntlet. Curved hem.  
Available in short sleeve 973M, p314.



COOLMAX®

Weight: 110 gsm

|                 |         |       |         |         |       |         |       |
|-----------------|---------|-------|---------|---------|-------|---------|-------|
| Size:           | S       | M     | L       | XL      | XXL   | 3XL     | 4XL   |
| Collar:         | 14.5/15 | 15.5  | 16/16.5 | 17/17.5 | 18    | 18.5/19 | 19.5  |
| Chest (to fit): | 36/38   | 38/40 | 40/42   | 42/44   | 44/46 | 46/48   | 48/50 |

## H590 Henbury Long Sleeve Wicking Shirt

100% Cofrex/Pufy® wicking polyester.  
Easy care/minimal iron. Anti UV UVPF> 50. Quick dry. Regular fit. Classic collar. Left chest pocket. Self colour buttons. Plain back yoke. Double folded seams. Adjustable cuffs with button on cuff gauntlet. Curved hem. Easy cut out neck label.  
Available in short sleeve H595, p314.



cofrex  
PUFY®



Sedex EASY CARE

Weight: 115 gsm

|                 |       |       |    |       |     |       |     |
|-----------------|-------|-------|----|-------|-----|-------|-----|
| Size:           | S     | M     | L  | XL    | XXL | 3XL   | 4XL |
| Chest (to fit): | 36/38 | 38/40 | 42 | 44/46 | 48  | 50/52 | 54  |



## PR210 Premier Long Sleeve Pilot Shirt

65% polyester/35% cotton poplin.  
Easy care fabric. Stiffened collar. Epaulette tabs. Two chest pockets with button down flaps. Combined pen pocket on left chest pocket. Back yoke. Two button adjustable cuffs. Straight hem.  
Epaulettes available PR715, p553. Available in short sleeve PR212, p315.



EASY  
CARE



Weight: 105 gsm

|                 |      |    |      |    |      |    |      |    |      |    |
|-----------------|------|----|------|----|------|----|------|----|------|----|
| Collar:         | 14.5 | 15 | 15.5 | 16 | 16.5 | 17 | 17.5 | 18 | 18.5 | 19 |
| Chest (to fit): | 34   | 36 | 38   | 40 | 42   | 44 | 46   | 48 | 50   | 52 |

## K134 Kustom Kit Long Sleeve Tailored Pilot Shirt

55% cotton/45% polyester poplin.  
Easy iron fabric. Fused stand up collar. Epaulette tabs. Two chest pockets with button down flaps. Pen holder on left chest pocket. Back yoke. Double folded side and sleeve seams. Single button cuffs. Straight hem. Available in short sleeve K133, p315.



Weight: 105 gsm

|                 |       |    |       |    |       |    |
|-----------------|-------|----|-------|----|-------|----|
| Collar:         | 14.5  | 15 | 15.5  | 16 | 16.5  | 17 |
| Chest (to fit): | 36/38 | 39 | 40    | 41 | 42    | 43 |
| Collar:         | 17.5  | 18 | 18.5  | 19 | 19.5  |    |
| Chest (to fit): | 44    | 45 | 46/48 | 49 | 50/52 |    |

Sedex EASY IRON

PR210

**PREMIER**



PR310 Online



K134

**KUSTOM KIT**





PR258



PR358 P308

**PR258 Premier**  
**Long Sleeve Grandad Shirt**

65% polyester/35% cotton poplin.  
Easy care fabric. Modern fit. Classic banded 'Grandad' collar. Pearlised buttons.  
Back yoke. Back darts. Two button adjustable cuffs. Curved hem.

Weight: 115 gsm



|                 |    |    |    |    |    |     |     |
|-----------------|----|----|----|----|----|-----|-----|
| Size:           | XS | S  | M  | L  | XL | XXL | 3XL |
| Chest (to fit): | 30 | 34 | 38 | 42 | 46 | 50  | 54  |

**K161 Kustom Kit**  
**Long Sleeve Tailored Mandarin Collar Shirt**

65% polyester/35% combed cotton poplin.  
Easy iron fabric. Soft fused mandarin collar. Concealed placket. Two pleats at back.  
Single needle stitched armholes. Double folded side seams. Single button cuffs.  
Curved hem.

Weight: 115 gsm



|                 |       |    |    |    |       |
|-----------------|-------|----|----|----|-------|
| Size:           | S     | M  | L  | XL | XXL   |
| Chest (to fit): | 36/38 | 40 | 42 | 44 | 46/48 |



K161

KUSTOM KIT.



K261 P308



H592



H593 P308

**H592 Henbury**  
**Mandarin Roll Sleeve Anti-Bac Wicking Shirt**

100% Cofrex/Pufy® wicking polyester.  
Anti-bacterial, keeps the wearer fresh and dry. Easy care/minimal iron.  
Anti UV UVPF> 50. Quick dry. Regular fit. Mandarin collar. Self colour buttons.  
Back yoke. Roll-up sleeves with button and tab. Two button adjustable cuffs with button on cuff gauntlet. Curved hem.  
Easy cut out neck label.

Weight: 115 gsm



|                 |       |       |    |       |     |
|-----------------|-------|-------|----|-------|-----|
| Size:           | S     | M     | L  | XL    | XXL |
| Chest (to fit): | 36/38 | 38/40 | 42 | 44/46 | 48  |

**KB515 Kariban**  
**Long Sleeve Mandarin Collar Shirt**

65% polyester/35% cotton poplin.  
Easy care fabric. Mandarin style collar. Left chest pocket.  
Self colour buttons. Back yoke. Adjustable cuffs. Curved hem.

Weight: 110 gsm



|                 |    |    |    |    |       |
|-----------------|----|----|----|----|-------|
| Size:           | S  | M  | L  | XL | XXL   |
| Chest (to fit): | 36 | 38 | 40 | 42 | 44/46 |



KB515



KB514 P308

# 010 SHIRTS - LONG SLEEVE CONTRAST & CHECK

SHIRTS

964M

**RUSSELL** SINCE 1902  
COLLECTION



## 964M Russell Collection Long Sleeve Contrast Herringbone Shirt

84% cotton/16% polyester.  
Easy care fabric. Tailored fit. Concealed button down collar with contrast inner.  
Back darts. Self colour buttons. Rounded two button adjustable cuffs with contrast inner. Contrast edging around lower button placket. Curved hem.



Weight: White 125 gsm, Light Blue 130 gsm

|                 |       |       |       |       |       |       |
|-----------------|-------|-------|-------|-------|-------|-------|
| Collar:         | 14.5  | 15    | 15.5  | 16    | 16.5  | 17    |
| Chest (to fit): | 36/38 | 36/38 | 38/40 | 40/42 | 40/42 | 42/44 |
| Collar:         | 17.5  | 18    | 18.5  | 19    | 19.5  |       |
| Chest (to fit): | 42/44 | 44/46 | 46/48 | 46/48 | 48/50 |       |

## 966M Russell Collection Long Sleeve Contrast Ultimate Stretch Shirt

75% cotton/25% elastomultiester (LYCRA®T400®).  
Easy care, moisture management fabric. Tailored fit. Concealed button down collar with contrast inner. Narrow placket with self colour buttons. Longer length. Rounded two button adjustable cuffs. Contrast inner cuff with zigzag stitch. Contrast lower buttonhole. Curved hem.



Weight: White 125 gsm, Cols 130 gsm

|                 |         |       |         |         |       |         |       |
|-----------------|---------|-------|---------|---------|-------|---------|-------|
| Size:           | S       | M     | L       | XL      | XXL   | 3XL     | 4XL   |
| Collar:         | 14.5/15 | 15.5  | 16/16.5 | 17/17.5 | 18    | 18.5/19 | 19.5  |
| Chest (to fit): | 36/38   | 38/40 | 40/42   | 42/44   | 44/46 | 46/48   | 48/50 |

966M

**RUSSELL** SINCE 1902  
COLLECTION



PR220

**PREMIER**



PR320 P309



## PR220 Premier Gingham Long Sleeve Shirt

100% cotton poplin.  
Easy care fabric. Gingham microcheck. Fitted style. Soft collar.  
Back yoke. Back darts. Clear buttons. Two button cuffs. Straight hem.  
Available in short sleeve PR221, p314.



Weight: 115 gsm

|                 |    |    |    |    |    |     |     |
|-----------------|----|----|----|----|----|-----|-----|
| Size:           | XS | S  | M  | L  | XL | XXL | 3XL |
| Chest (to fit): | 30 | 34 | 38 | 42 | 46 | 50  | 54  |



EASY CARE

## PR252 Premier Maxton Check Long Sleeve Shirt

65% polyester/35% cotton poplin.  
Easy care fabric. Gingham check. Modern fit.  
Narrow soft, concealed button down collar. Back yoke.  
Roll-up sleeves with button and tab.  
Single button cuffs with button on cuff gauntlet. Curved hem.



Weight: 110 gsm

|                 |    |    |    |    |     |     |
|-----------------|----|----|----|----|-----|-----|
| Size:           | S  | M  | L  | XL | XXL | 3XL |
| Chest (to fit): | 34 | 38 | 42 | 46 | 50  | 54  |

EASY CARE

PR252

**PREMIER**



PR352 P309





BK580 [7884]

BROOK TAVERNER  
SINCE 1912



BK581 P309

**BK580 Brook Taverner  
Montana Gingham Long Sleeve Shirt**

60% cotton/40% polyester poplin.  
Easy iron fabric with peached finish. Tailored fit. Button down collar. Clear buttons.  
Left chest pocket. Back yoke. Two button adjustable cuffs. Curved hem.



Weight: 125 gsm

|                 |    |      |    |      |    |      |    |      |    |
|-----------------|----|------|----|------|----|------|----|------|----|
| Collar:         | 14 | 14.5 | 15 | 15.5 | 16 | 16.5 | 17 | 17.5 | 18 |
| Chest (to fit): | 34 | 36   | 38 | 40   | 42 | 44   | 46 | 48   | 50 |

Additional sizes available on request.

Sedex®



**PR250 Premier  
Mulligan Check Long Sleeve Shirt**

100% cotton poplin.  
Semi-fitted. Narrow soft collar. Back yoke. Roll-up sleeves with button and tab.  
Single button cuffs with button on cuff gauntlet. Curved hem.



Weight: 115 gsm

|                 |    |    |    |    |     |     |
|-----------------|----|----|----|----|-----|-----|
| Size:           | S  | M  | L  | XL | XXL | 3XL |
| Chest (to fit): | 34 | 38 | 42 | 46 | 50  | 54  |



PR256

PREMIER®



PR356 P309

**PR256 Premier  
Sidehill Check Long Sleeve Shirt**

100% cotton poplin.  
Semi-fitted. Contrast check pattern. Narrow soft collar. Back yoke. Roll-up sleeves with button and tab. Single button cuffs with button on cuff gauntlet. Curved hem.



Weight: 115 gsm

|                 |    |    |    |    |     |     |
|-----------------|----|----|----|----|-----|-----|
| Size:           | S  | M  | L  | XL | XXL | 3XL |
| Chest (to fit): | 34 | 38 | 42 | 46 | 50  | 54  |



**PR254 Premier  
Ginmill Check Long Sleeve Shirt**

100% cotton poplin.  
Semi-fitted. Narrow soft collar. Back yoke. Roll-up sleeves with button and tab.  
Single button cuffs with button on cuff gauntlet. Curved hem.



Weight: 115 gsm

|                 |    |    |    |    |     |     |
|-----------------|----|----|----|----|-----|-----|
| Size:           | S  | M  | L  | XL | XXL | 3XL |
| Chest (to fit): | 34 | 38 | 42 | 46 | 50  | 54  |



PR250

PREMIER®



PR350 P309



PR254

PREMIER®



PR354 P309

PR300



PR200 P291

### PR300 Premier Ladies Long Sleeve Poplin Blouse

65% polyester/35% cotton poplin. Easy care fabric. Fitted style with bust and back darts. Soft collar styling. Light blue and white pearlised buttons - rest have self colour. Double folded seams. Two button cuffs. Curved hem. Available in short sleeve PR302, p317 and 3/4 sleeve PR305, p303.



Weight: White 115 gsm, Cols 105 gsm

|                 |    |    |    |    |     |     |    |
|-----------------|----|----|----|----|-----|-----|----|
| Ladies size:    | 6  | 8  | 10 | 12 | 14  | 16  | 18 |
| Chest (to fit): | 31 | 33 | 35 | 37 | 39  | 41  | 43 |
| Ladies size:    | 20 | 22 | 24 | 26 | 28* | 30* |    |
| Chest (to fit): | 45 | 47 | 49 | 51 | 53  | 55  |    |

\*Available in size 28 and 30.



PR307



PR207 P292

### PR307 Premier Ladies Supreme Long Sleeve Poplin Shirt

65% polyester/35% cotton poplin. Easy care fabric. Fitted style with bust and back darts. Soft collar styling. Two button cuffs. Curved hem. Cut out neck label. Available in short sleeve PR309, p319.



Weight: 125 gsm

|                 |    |    |    |    |    |    |    |    |    |    |
|-----------------|----|----|----|----|----|----|----|----|----|----|
| Ladies size:    | 8  | 10 | 12 | 14 | 16 | 18 | 20 | 22 | 24 | 26 |
| Chest (to fit): | 33 | 35 | 37 | 39 | 41 | 43 | 45 | 47 | 49 | 51 |



### K743F Kustom Kit Ladies Long Sleeve Tailored Business Shirt

55% cotton/45% polyester poplin. Easy iron fabric. Fused stand up collar. Narrow placket with self colour buttons. Curved panels, front and back. Princess seams. Three button cuffs. Curved hem. Available in short sleeve K742F, p317.



Weight: 105 gsm

|                 |    |    |    |    |    |    |
|-----------------|----|----|----|----|----|----|
| Ladies size:    | 6* | 8  | 10 | 12 | 14 | 16 |
| Chest (to fit): | 28 | 30 | 32 | 34 | 36 | 38 |
| Ladies size:    | 18 | 20 | 22 | 24 | 26 | 28 |
| Chest (to fit): | 40 | 42 | 44 | 46 | 48 | 50 |

\*Available in size 6.



### 924F Russell Collection Ladies Long Sleeve Fitted Poplin Shirt

65% polyester/35% cotton. Easy care fabric. Fitted style. Soft classic collar. Front, back and bust darts. Self colour buttons. Concealed placket. Two button cuffs. Curved hem. Available in 3/4 sleeve 926F, p303 and cap sleeve 925F, p319.



Weight: White 110 gsm, Cols 105 gsm

|                 |       |       |       |       |       |       |       |       |
|-----------------|-------|-------|-------|-------|-------|-------|-------|-------|
| Size:           | XS    | S     | M     | L     | XL    | XXL   | 3XL   | 4XL   |
| Ladies size:    | 8     | 10    | 12    | 14    | 16    | 18    | 20    | 22    |
| Chest (to fit): | 30/32 | 32/34 | 34/36 | 36/38 | 38/41 | 41/44 | 44/47 | 47/51 |

924F



924M P294

K743F

KUSTOM KIT.



K104 P292





936F



**936F Russell Collection Ladies Long Sleeve Easy Care Cotton Poplin Shirt**

100% cotton poplin. Slightly tailored fit. Easy care fabric. Classic collar. Left chest pocket. Self colour buttons. Adjustable cuffs. Curved hem. Available in short sleeve 937F, p316.

Weight: White 120 gsm, Black 125 gsm

|                 |       |       |       |
|-----------------|-------|-------|-------|
| Size:           | XS    | S     | M     |
| Ladies size:    | 8     | 10    | 12    |
| Chest (to fit): | 30/32 | 32/34 | 34/36 |
| Size:           | L     | XL    | XXL   |
| Ladies size:    | 14    | 16    | 18    |
| Chest (to fit): | 36/38 | 38/41 | 41/44 |
| Size:           | 3XL   | 4XL   |       |
| Ladies size:    | 20    | 22    |       |
| Chest (to fit): | 44/47 | 47/51 |       |



936M P292



K388

**KUSTOM KIT**

**K388 Kustom Kit Ladies Long Sleeve Tailored City Business Shirt**

100% cotton. Easy iron fabric. Soft fused collar. Back yoke. Twin button closure. Princess seaming to front and back. Two button cuffs. Twin needle stitching. Curved hem.

Weight: White 120 gsm, Black 125 gsm

|                 |    |    |    |    |
|-----------------|----|----|----|----|
| Ladies size:    | 8  | 10 | 12 | 14 |
| Chest (to fit): | 30 | 32 | 34 | 36 |
| Ladies size:    | 16 | 18 | 20 |    |
| Chest (to fit): | 38 | 40 | 42 |    |



K386 P292



BK151 [2214]



**BK151 Brook Taverner Ladies Palena Long Sleeve Poplin Shirt**

55% cotton/45% polyester. Easy iron. Semi-fitted. Classic collar. Open neck style. Back yoke. Bust darts. Two button cuffs. Curved hem. Available in short sleeve BK153, p319.

Weight: 115 gsm

|                 |    |    |    |    |
|-----------------|----|----|----|----|
| Ladies size:    | 8  | 10 | 12 | 14 |
| Chest (to fit): | 32 | 34 | 36 | 38 |
| Ladies size:    | 16 | 18 | 20 |    |
| Chest (to fit): | 40 | 42 | 44 |    |

Additional colours and sizes available on request.



BK150 P293



**03199 NEOBLU Ladies Balthazar Jersey Long Sleeve Shirt**

100% mercerised cotton. Italian spread collar. Self colour buttons. Back yoke. Two button adjustable cuffs with button on cuff gauntlet. Curved hem. Unbranded size label.

Weight: 145 gsm

|              |       |       |       |
|--------------|-------|-------|-------|
| Size:        | S     | M     | L     |
| Ladies size: | 8/10  | 10/12 | 12/14 |
| Size:        | XL    | XXL   | 3XL   |
| Ladies size: | 14/16 | 16/18 | 18/20 |



03199

03198 P293



**PR305 Premier Ladies 3/4 Sleeve Poplin Blouse**

65% polyester/35% cotton poplin. Easy care fabric. Soft collar. Fitted style with bust and back darts. 3/4 length sleeves with vented cuffs. Light blue and white have pearlised buttons - rest have self colour. Double folded seams. Curved hem. Available in short sleeve PR302, p317 and long sleeve PR300, p302.

Weight: 105 gsm

|                 |    |    |    |    |    |    |
|-----------------|----|----|----|----|----|----|
| Ladies size:    | 6* | 8  | 10 | 12 | 14 | 16 |
| Chest (to fit): | 31 | 33 | 35 | 37 | 39 | 41 |
| Ladies size:    | 18 | 20 | 22 | 24 | 26 |    |
| Chest (to fit): | 43 | 45 | 47 | 49 | 51 |    |

\*Available in size 6.



PR305



**926F Russell Collection Ladies 3/4 Sleeve Fitted Poplin Shirt**

65% polyester/35% cotton. Easy care fabric. Fitted style. Soft classic collar. Self colour buttons. Concealed placket. Front, bust and back darts. 3/4 sleeves with double buttons on cuffs. Curved hem. Available in long sleeve 924F, p302 and cap sleeve 925F, p319.

Weight: White 110 gsm, Cols 105 gsm

|                 |       |       |       |       |
|-----------------|-------|-------|-------|-------|
| Size:           | XS    | S     | M     | L     |
| Ladies size:    | 8     | 10    | 12    | 14    |
| Chest (to fit): | 30/32 | 32/34 | 34/36 | 36/38 |
| Size:           | XL    | XXL   | 3XL   | 4XL   |
| Ladies size:    | 16    | 18    | 20    | 22    |
| Chest (to fit): | 38/41 | 41/44 | 44/47 | 47/51 |



926F

# 014 LADIES SHIRTS - LONG & 3/4 SLEEVE

SHIRTS

**K715**

**KUSTOM KIT**



**K715 Kustom Kit**  
**Ladies 3/4 Sleeve Tailored Continental Shirt**

65% polyester/35% cotton poplin.  
Easy iron fabric. Fused stand up collar. Fitted style with bust and back darts.  
Pearlised buttons. Concealed placket. 3/4 length sleeves with cuff vent.  
Side vents. Curved hem.

Weight: 115 gsm

|                 |    |    |    |    |    |    |    |    |
|-----------------|----|----|----|----|----|----|----|----|
| Ladies size:    | 8  | 10 | 12 | 14 | 16 | 18 | 20 | 22 |
| Chest (to fit): | 30 | 32 | 34 | 36 | 38 | 40 | 42 | 44 |



**962F**

**RUSSELL** SINCE 1880  
**COLLECTION**



962M P296



**962F Russell Collection**  
**Ladies Long Sleeve Herringbone Shirt**



84% cotton/16% polyester.  
Easy care fabric. Fitted style. Mini herringbone. Neat modern collar. Narrow placket.  
Front, bust and back darts. Narrow cuffs with extended gauntlet. Curved hem.  
Available in short sleeve 963F, p319.

Weight: White 125 gsm, Light Blue 130 gsm

|                 |       |       |       |       |       |       |       |       |
|-----------------|-------|-------|-------|-------|-------|-------|-------|-------|
| Size:           | XS    | S     | M     | L     | XL    | XXL   | 3XL   | 4XL   |
| Ladies size:    | 8     | 10    | 12    | 14    | 16    | 18    | 20    | 22    |
| Chest (to fit): | 30/32 | 32/34 | 34/36 | 36/38 | 38/41 | 41/44 | 44/47 | 47/51 |

**BK145 Brook Taverner**  
**Ladies Capri Long Sleeve Blouse**

94% polyester/6% elastane crepe.  
Easy care stretch fabric. Narrow collar. Concealed placket with button detail.  
Central back pleat. Single metallic button cuffs. Straight hem.  
Available in short sleeve BK144, p320.

Weight: 205 gsm

|                 |    |    |    |    |    |    |    |
|-----------------|----|----|----|----|----|----|----|
| Ladies size:    | 8  | 10 | 12 | 14 | 16 | 18 | 20 |
| Chest (to fit): | 32 | 34 | 36 | 38 | 40 | 42 | 44 |



Additional sizes available on request.

**BK101 Brook Taverner**  
**Ladies Villeta Long Sleeve Herringbone Shirt**



100% superfine cotton.  
Herringbone effect fabric. Easy iron fabric. Semi-fitted. Classic collar. Concealed placket. Front and bust darts. Back yoke. Double cuff with silk cuff knot. Curved hem.

Weight: 135 gsm

|                 |    |    |    |    |    |    |    |
|-----------------|----|----|----|----|----|----|----|
| Ladies size:    | 8  | 10 | 12 | 14 | 16 | 18 | 20 |
| Chest (to fit): | 32 | 34 | 36 | 38 | 40 | 42 | 44 |



Additional sizes available on request.

**BK145 [2300]**

**BROOK TAVERNER**  
SINCE 1912



**BK101 [2247]**

**BROOK TAVERNER**  
SINCE 1912



BK100 P296







956F

**RUSSELL** SINCE 1980  
COLLECTION



958M P295

**956F Russell Collection Ladies Long Sleeve Ultimate Non-Iron Shirt**



100% cotton micro twill. Slightly tailored fit. Stylish and relaxed long edged collar. Fashionable twin button closure. Self colour buttons. Single button, square edged, flared cuffs. Option for cuff links. Curved hem. Double folded seams. Available in short sleeve 957F, p319.

Weight: 120 gsm

|                 |       |       |       |       |       |       |       |       |
|-----------------|-------|-------|-------|-------|-------|-------|-------|-------|
| Size:           | XS    | S     | M     | L     | XL    | XXL   | 3XL   | 4XL   |
| Ladies size:    | 8     | 10    | 12    | 14    | 16    | 18    | 20    | 22    |
| Chest (to fit): | 30/32 | 32/34 | 34/36 | 36/38 | 38/41 | 41/44 | 44/47 | 47/51 |

**BK585 Brook Taverner Ladies Banff Long Sleeve Chambray Shirt**



100% cotton. Easy iron fabric. Tailored fit with princess seams. Soft semi-cut away collar. Mock horn buttons. Back yoke. Single button cuffs. Curved hem.

Weight: 140 gsm

|                 |    |    |    |    |    |    |    |
|-----------------|----|----|----|----|----|----|----|
| Ladies size:    | 8  | 10 | 12 | 14 | 16 | 18 | 20 |
| Chest (to fit): | 32 | 34 | 36 | 38 | 40 | 42 | 44 |

Additional sizes available on request.



**BK585 [2323]**

**BROOK TAVERNER**  
SINCE 1912



BK584 P297



**PR345 Premier Ladies Long Sleeve Chambray Shirt**

100% cotton. Slub yarn effect. Modern fit. Soft collar. Bust and back darts. Two button cuffs. Curved hem.

Weight: 115 gsm

|                 |    |    |     |
|-----------------|----|----|-----|
| Size:           | XS | S  | M   |
| Ladies size:    | 8  | 10 | 12  |
| Chest (to fit): | 33 | 35 | 37  |
| Size:           | L  | XL | XXL |
| Ladies size:    | 14 | 16 | 18  |
| Chest (to fit): | 39 | 41 | 43  |



PR345



PR245 P297



**PR317 Premier Ladies Cross-Dye Roll Sleeve Shirt**

65% polyester/35% cotton poplin. Easy care textured fabric. Fitted style. Soft collar. Self colour buttons. Back yoke. Front and back darts. Roll-up sleeves with button and tab. Two button cuffs. Curved hem.

Weight: 105 gsm

|                 |    |     |     |    |
|-----------------|----|-----|-----|----|
| Size:           | XS | S   | M   | L  |
| Ladies size:    | 8  | 10  | 12  | 14 |
| Chest (to fit): | 33 | 35  | 37  | 39 |
| Size:           | XL | XXL | 3XL |    |
| Ladies size:    | 16 | 18  | 20  |    |
| Chest (to fit): | 41 | 43  | 45  |    |



PR317



PR217 P297



**PR322 Premier Ladies Jeans Stitch Denim Shirt**

100% cotton. Soft collar. Two chest pockets with button flap. Seven button placket. Back yoke. Contrast stitching. Single button cuffs with button on cuff gauntlet. Curved hem.

Weight: 155 gsm

|                 |    |     |     |    |
|-----------------|----|-----|-----|----|
| Size:           | XS | S   | M   | L  |
| Ladies size:    | 8  | 10  | 12  | 14 |
| Chest (to fit): | 33 | 35  | 37  | 39 |
| Size:           | XL | XXL | 3XL |    |
| Ladies size:    | 16 | 18  | 20  |    |
| Chest (to fit): | 41 | 43  | 45  |    |



PR322



PR222 P297

**BK131** [2268]

**BROOK TAVERNER**  
SINCE 1912



BK130 P296



**BK131 Brook Taverner Ladies Trevi Long Sleeve Poplin Shirt**

57% polyester/39% cotton/4% elastane. Easy care stretch fabric. Semi-fitted. Rounded collar. Concealed placket. Princess seams. Back yoke. Single button cuffs. Curved hem. Available in short sleeve BK133, p320.



Weight: 105 gsm

|                 |    |    |    |    |    |    |    |
|-----------------|----|----|----|----|----|----|----|
| Ladies size:    | 8  | 10 | 12 | 14 | 16 | 18 | 20 |
| Chest (to fit): | 32 | 34 | 36 | 38 | 40 | 42 | 44 |

Additional sizes available on request.

**17010 SOL'S**

**Ladies Effect 3/4 Sleeve Fitted Shirt**

97% cotton/3% elastane. Easy care stretch fabric. Fitted style. Stiffened collar. Self colour buttons. Front and back darts. Split cuffs. Curved hem. Available in long sleeve 17015, p307. This item runs small in comparison to some other brands. Please check sizing before decoration.



Weight: 140 gsm

|              |     |      |       |       |       |       |
|--------------|-----|------|-------|-------|-------|-------|
| Size:        | XS  | S    | M     | L     | XL    | XXL   |
| Ladies size: | 6/8 | 8/10 | 10/12 | 12/14 | 14/16 | 16/18 |



**17010**

**SOL'S**  
the fair spirit



17000 P295



**946F**

**RUSSELL** SINCE 1880  
COLLECTION



946M P296



**946F Russell Collection Ladies 3/4 Sleeve Easy Care Fitted Shirt**

97% cotton/3% elastane. Fitted style. Easy care stretch fabric. Classic collar. Front and back darts. Self colour buttons. Elbow length sleeves with split cuff. Curved hem. Available in short sleeve 947F, online.



Weight: 140 gsm

|                 |       |       |       |       |       |       |
|-----------------|-------|-------|-------|-------|-------|-------|
| Size:           | XS    | S     | M     | L     | XL    | XXL   |
| Ladies size:    | 8     | 10    | 12    | 14    | 16    | 18    |
| Chest (to fit): | 30/32 | 32/34 | 34/36 | 36/38 | 38/41 | 41/44 |

**H533 Henbury**

**Ladies Long Sleeve Stretch Poplin Shirt**

97% cotton/3% elastane. Easy care fabric. Modern ladies fit. Cut away collar. Self colour pearlised buttons. Front and back darts. Two button adjustable cuffs with button on cuff gauntlet. Curved hem. Cut out label. Available in short sleeve H538, p321.



Weight: 150 gsm

**Sedex** EASY CARE

|                 |       |       |       |       |       |       |       |       |
|-----------------|-------|-------|-------|-------|-------|-------|-------|-------|
| Size:           | XS    | S     | M     | L     | XL    | XXL   | 3XL   | 4XL   |
| Ladies size:    | 8     | 10    | 12    | 14    | 16    | 18    | 20    | 22    |
| Chest (to fit): | 30/32 | 32/34 | 34/36 | 36/38 | 38/40 | 40/42 | 42/44 | 44/46 |

**H533**

**HENBURY**  
CUT-OUT LABEL



H532 P295





17015

**SOL'S**  
the fair spirit



17000 P295

**17015 SOL'S  
Ladies Eden Long Sleeve  
Fitted Shirt**

97% cotton/3% elastane.  
Easy care, wrinkle resistant fabric. Fitted style. Stiffened collar. Self colour buttons.  
Front and back darts. Adjustable cuffs. Curved hem.  
Available in 3/4 sleeve 17010, p306. This item runs small in comparison to some  
other brands. Please check sizing before decoration.

Weight: 140 gsm

|              |     |      |       |       |       |       |
|--------------|-----|------|-------|-------|-------|-------|
| Size:        | XS  | S    | M     | L     | XL    | XXL   |
| Ladies size: | 6/8 | 8/10 | 10/12 | 12/14 | 14/16 | 16/18 |



**PR344 Premier  
Ladies Long Sleeve Stretch  
Fit Poplin Shirt**

97% cotton/3% elastane.  
Soft feel stretch fabric. Fitted style. Stiffened cut away collar. Single button closure on  
collar stand. Grown on placket. Back yoke. Back darts. Two button cuffs with button  
on cuff gauntlet. Curved hem.  
Available in short sleeve PR346, p321.

Weight: 115 gsm

|                 |    |    |    |    |    |     |     |
|-----------------|----|----|----|----|----|-----|-----|
| Size:           | XS | S  | M  | L  | XL | XXL | 3XL |
| Ladies size:    | 8  | 10 | 12 | 14 | 16 | 18  | 20  |
| Chest (to fit): | 33 | 35 | 37 | 39 | 41 | 43  | 45  |



PR344

**PREMIER**



PR244 P295

H591

**HENBURY**  
CUT-OUT LABEL



H590 P298

**H591 Henbury  
Ladies Long Sleeve Wicking Shirt**

100% Cofrex/Pufy® wicking polyester.  
Anti-bacterial, keeps the wearer fresh and dry. Easy care/minimal  
iron. Anti UV UVPF>50. Quick dry. Regular fit. Classic collar.  
Self colour buttons. Plain back yoke. Front and back darts. Double  
folded seams. Adjustable cuffs. Double turned curved hem. Easy cut out neck label.  
Available in short sleeve H596, p321.



Weight: 115 gsm

|                 |       |       |       |       |
|-----------------|-------|-------|-------|-------|
| Size:           | XS    | S     | M     | L     |
| Ladies size:    | 8     | 10    | 12    | 14    |
| Chest (to fit): | 30/32 | 32/34 | 34/36 | 36/38 |
| Size:           | XL    | XXL   | 3XL   | 4XL   |
| Ladies size:    | 16    | 18    | 20    | 22    |
| Chest (to fit): | 38/40 | 40/42 | 42/44 | 44/46 |



EASY CARE

**972F Russell Collection  
Ladies Long Sleeve Tailored Coolmax® Shirt**

70% cotton/30% Coolmax® polyester.  
Easy care fabric. Moisture wicking and breathable. Neat modern collar. Self colour  
buttons. Front, bust and back darts. Mitred two button adjustable cuffs. Curved hem.  
Available in short sleeve 973F, p321.



Weight: 110 gsm



|                 |       |       |       |       |       |       |       |       |
|-----------------|-------|-------|-------|-------|-------|-------|-------|-------|
| Size:           | XS    | S     | M     | L     | XL    | XXL   | 3XL   | 4XL   |
| Ladies size:    | 8     | 10    | 12    | 14    | 16    | 18    | 20    | 22    |
| Chest (to fit): | 30/32 | 32/34 | 34/36 | 36/38 | 38/41 | 41/44 | 44/47 | 47/51 |



972F

**RUSSELL** SINCE 1880  
COLLECTION



972M P298

# 018 LADIES SHIRTS - MANDARIN & GRANDAD COLLAR

SHIRTS

**K261**

**KUSTOM KIT**



K161 P299



**K261 Kustom Kit Ladies Long Sleeve Tailored Mandarin Collar Shirt**

65% polyester/35% cotton poplin. Easy iron fabric. Soft fused mandarin collar. Front and back darts. Concealed placket. Single needle stitched armholes. Side vents. Single button cuffs. Curved hem.

Weight: 115 gsm

|                 |    |    |    |    |    |    |
|-----------------|----|----|----|----|----|----|
| Ladies size:    | 8  | 10 | 12 | 14 | 16 | 18 |
| Chest (to fit): | 30 | 32 | 34 | 36 | 38 | 40 |



**PR358**

**PREMIER**



PR258 P299



**PR358 Premier Ladies Banded Collar Granddad Shirt**

65% polyester/35% cotton poplin. Easy care fabric. Modern fit. Classic banded 'Grandad' collar. Pearlescent buttons. Bust and back darts. Two button adjustable cuffs. Curved hem.

Weight: 115 gsm

|                 |    |    |    |    |    |     |
|-----------------|----|----|----|----|----|-----|
| Size:           | XS | S  | M  | L  | XL | XXL |
| Ladies size:    | 8  | 10 | 12 | 14 | 16 | 18  |
| Chest (to fit): | 33 | 35 | 37 | 39 | 41 | 43  |



**KB514 Kariban**

**Ladies Long Sleeve Mandarin Collar Shirt**

65% polyester/35% cotton poplin. Easy care fabric. Mandarin style collar. Left chest pocket. Self colour buttons. Adjustable cuffs. Curved hem.

Weight: 110 gsm

|              |    |    |    |    |    |     |     |
|--------------|----|----|----|----|----|-----|-----|
| Size:        | XS | S  | M  | L  | XL | XXL | 3XL |
| Ladies size: | 8  | 10 | 12 | 14 | 16 | 18  | 20  |



**H593 Henbury**

**Ladies Mandarin Roll Sleeve Anti-Bac Wicking Shirt**

100% Cofrex/Pufy® wicking polyester. Anti-bacterial, keeps the wearer fresh and dry. Easy care/minimal iron. Anti UV UVPF> 50. Quick dry. Regular fit. Mandarin collar. Self colour buttons. Back yoke. Front and back darts. Roll-up sleeves with button and tab. Two button cuffs. Curved hem. Easy cut out neck label.

Weight: 115 gsm

|                 |       |       |       |       |       |
|-----------------|-------|-------|-------|-------|-------|
| Size:           | S     | M     | L     | XL    | XXL   |
| Ladies size:    | 10    | 12    | 14    | 16    | 18    |
| Chest (to fit): | 32/34 | 34/36 | 36/38 | 38/40 | 40/42 |



**KB514**

**KARIBAN**



KB515 P299



**H593**

**HENBURY**

CUT-OUT LABEL



H592 P299





PR356



**PR356 Premier Ladies Sidehill Check Long Sleeve Shirt**

100% cotton poplin.  
Semi-fitted. Contrast check pattern.  
Narrow soft collar. Back yoke.  
Bust and back darts. Roll-up sleeves with button and tab. Curved hem.

Weight: 115 gsm

|                 |    |    |    |    |    |     |
|-----------------|----|----|----|----|----|-----|
| Size:           | XS | S  | M  | L  | XL | XXL |
| Ladies size:    | 8  | 10 | 12 | 14 | 16 | 18  |
| Chest (to fit): | 33 | 35 | 37 | 39 | 41 | 43  |



PR256 P301



PR354



**PR354 Premier Ladies Ginmill Check Long Sleeve Shirt**

100% cotton poplin.  
Semi-fitted. Narrow soft collar. Back yoke.  
Bust and back darts. Roll-up sleeves with button and tab. Button cuff. Curved hem.

Weight: 115 gsm

|                 |    |    |    |    |    |     |
|-----------------|----|----|----|----|----|-----|
| Size:           | XS | S  | M  | L  | XL | XXL |
| Ladies size:    | 8  | 10 | 12 | 14 | 16 | 18  |
| Chest (to fit): | 33 | 35 | 37 | 39 | 41 | 43  |



PR254 P301



BK581 [2321]



**BK581 Brook Taverner Ladies Kansas Gingham Long Sleeve Shirt**

60% cotton/40% polyester poplin.  
Easy iron fabric with peached finish.  
Tailored fit with princess seams.  
Soft semi-cut away collar. Clear buttons.  
Back yoke. Two button adjustable cuffs.  
Curved hem.

Weight: 125 gsm

|                 |    |    |    |    |
|-----------------|----|----|----|----|
| Ladies size:    | 8  | 10 | 12 | 14 |
| Chest (to fit): | 32 | 34 | 36 | 38 |
| Ladies size:    | 16 | 18 | 20 |    |
| Chest (to fit): | 40 | 42 | 44 |    |

Additional sizes available on request.



BK580 P301



PR350



**PR350 Premier Ladies Mulligan Check Long Sleeve Shirt**

100% cotton poplin.  
Semi-fitted. Narrow soft collar. Back yoke.  
Bust and back darts. Roll-up sleeves with button and tab. Single button cuffs.  
Curved hem.

Weight: 115 gsm

|                 |    |    |    |    |    |     |
|-----------------|----|----|----|----|----|-----|
| Size:           | XS | S  | M  | L  | XL | XXL |
| Ladies size:    | 8  | 10 | 12 | 14 | 16 | 18  |
| Chest (to fit): | 33 | 35 | 37 | 39 | 41 | 43  |



PR250 P301



PR320



**PR320 Premier Ladies Gingham Long Sleeve Shirt**

100% cotton poplin.  
Easy care fabric. Fitted style. Gingham microcheck. Soft collar. Back yoke.  
Clear buttons. Front and back darts.  
Two button cuffs. Curved hem.  
Available in short sleeve PR321, p321.

Weight: 115 gsm

|                 |    |     |     |    |
|-----------------|----|-----|-----|----|
| Size:           | XS | S   | M   | L  |
| Ladies size:    | 8  | 10  | 12  | 14 |
| Chest (to fit): | 33 | 35  | 37  | 39 |
| Size:           | XL | XXL | 3XL |    |
| Ladies size:    | 16 | 18  | 20  |    |
| Chest (to fit): | 41 | 43  | 45  |    |



PR220 P300



PR352



**PR352 Premier Ladies Maxton Check Long Sleeve Shirt**

65% polyester/35% cotton poplin.  
Easy care fabric. Gingham check.  
Modern fit. Narrow soft, concealed button down collar. Bust and back darts.  
Roll-up sleeves with button and tab.  
Single button cuffs. Curved hem.

Weight: 110 gsm

|                 |    |    |    |    |    |     |
|-----------------|----|----|----|----|----|-----|
| Size:           | XS | S  | M  | L  | XL | XXL |
| Ladies size:    | 8  | 10 | 12 | 14 | 16 | 18  |
| Chest (to fit): | 33 | 35 | 37 | 39 | 41 | 43  |



PR252 P300

PR202



PR302 P317




**PR202 Premier Short Sleeve Poplin Shirt**

65% polyester/35% cotton poplin. Easy care fabric. Stiffened collar. Left chest pocket. Self colour buttons. Back yoke. Straight hem. Available in long sleeve PR200, p291.

Weight: 105 gsm

|                 |      |      |      |     |      |     |      |
|-----------------|------|------|------|-----|------|-----|------|
| Collar:         | 14.5 | 15   | 15.5 | 16  | 16.5 | 17  | 17.5 |
| Chest (to fit): | 34   | 36   | 38   | 40  | 42   | 44  | 46   |
| Collar:         | 18   | 18.5 | 19   | 20* | 21*  | 22* | 23*  |
| Chest (to fit): | 48   | 50   | 52   | 54  | 58   | 62  | 66   |

\* Available in 20-23 collar.



K141

KUSTOM KIT.



K241 Online



**K141 Kustom Kit Short Sleeve Tailored Poplin Shirt**

65% polyester/35% cotton. Easy iron fabric. Fused semi-cut away collar. Left chest pocket. Self colour buttons. Back yoke. Single needle stitched armholes. Curved hem. Twin needle sleeves and side seams. Available in long sleeve K142, p291.



Weight: 105 gsm

|                 |       |       |       |       |       |       |       |       |      |
|-----------------|-------|-------|-------|-------|-------|-------|-------|-------|------|
| Collar:         | 13.5* | 14*   | 14.5  | 15    | 15.5  | 16    | 16.5  | 17    | 17.5 |
| Chest (to fit): | 32/34 | 35    | 36/38 | 39    | 40    | 41    | 42    | 43    | 44   |
| Collar:         | 18    | 18.5  | 19    | 19.5  | 20    | 21    | 22    | 23    |      |
| Chest (to fit): | 45    | 46/48 | 49    | 50/52 | 54/56 | 58/60 | 62/64 | 66/68 |      |

\* Available in 13.5 and 14 collar.



**K102 Kustom Kit Short Sleeve Classic Fit Business Shirt**

55% cotton/45% polyester poplin. Easy iron fabric. Fused stand up collar. Left chest pocket. Back yoke. Curved hem. Available in long sleeve K104, p292.



Weight: 105 gsm

|                 |       |       |      |       |       |       |      |
|-----------------|-------|-------|------|-------|-------|-------|------|
| Collar:         | 14.5  | 15    | 15.5 | 16    | 16.5  | 17    | 17.5 |
| Chest (to fit): | 36/38 | 39    | 40   | 41    | 42    | 43    | 44   |
| Collar:         | 18    | 18.5  | 19   | 19.5  | 20    | 21    |      |
| Chest (to fit): | 45    | 46/48 | 49   | 50/52 | 54/56 | 58/60 |      |



K102

KUSTOM KIT.



K742F P317





935M


**RUSSELL** SINCE 1902  
COLLECTION



935F P316

**935M Russell Collection**  
**Short Sleeve Easy Care Poplin Shirt**

65% polyester/35% cotton poplin.  
Easy care fabric. Classic collar. Left chest pocket.  
Self colour buttons. Back yoke with two pleats. Straight hem.  
Available in long sleeve 934M, p291.



Weight: White 110 gsm, Cols 105 gsm

|                        |         |       |         |         |       |         |       |
|------------------------|---------|-------|---------|---------|-------|---------|-------|
| <b>Size:</b>           | S       | M     | L       | XL      | XXL   | 3XL     | 4XL   |
| <b>Collar:</b>         | 14.5/15 | 15.5  | 16/16.5 | 17/17.5 | 18    | 18.5/19 | 19.5  |
| <b>Chest (to fit):</b> | 36/38   | 38/40 | 40/42   | 42/44   | 44/46 | 46/48   | 48/50 |

**K100 Kustom Kit**  
**Short Sleeve Classic Fit Workforce Shirt**

65% polyester/35% cotton poplin.  
Easy iron fabric. Fused stand up button down collar. Optional pocket. Back yoke with two pleats. Double folded seams. Self colour pearlised buttons. Curved hem  
Available in long sleeve K140, p292.



Weight: 115 gsm

|                        |       |    |    |    |       |       |
|------------------------|-------|----|----|----|-------|-------|
| <b>Size:</b>           | S     | M  | L  | XL | XXL   | 3XL   |
| <b>Chest (to fit):</b> | 36/38 | 40 | 42 | 44 | 46/48 | 50/52 |



K100

KUSTOM KIT.



K728 P317



PR209

**PREMIER**



PR309 P319

**PR209 Premier**  
**Supreme Short Sleeve Poplin Shirt**

65% polyester/35% cotton poplin.  
Easy care fabric. Semi-fitted. Stiffened formal cut collar.  
Two button closure on collar stand. Back yoke.  
Curved hem. Easy cut out neck label.  
Available in long sleeve PR207, p292.



Weight: 125 gsm

|                        |      |    |      |    |      |    |      |    |      |    |
|------------------------|------|----|------|----|------|----|------|----|------|----|
| <b>Collar:</b>         | 14.5 | 15 | 15.5 | 16 | 16.5 | 17 | 17.5 | 18 | 18.5 | 19 |
| <b>Chest (to fit):</b> | 34   | 36 | 38   | 40 | 42   | 44 | 46   | 48 | 50   | 52 |

**937M Russell Collection**  
**Short Sleeve Easy Care Cotton Poplin Shirt**

100% cotton poplin.  
Easy care fabric. Classic collar. Left chest pocket. Self colour buttons.  
Back yoke with two pleats. Double folded seams. Straight hem.  
Available in long sleeve 936M, p292.



Weight: White 120 gsm, Cols 125 gsm

|                        |         |       |         |         |       |         |       |
|------------------------|---------|-------|---------|---------|-------|---------|-------|
| <b>Size:</b>           | S       | M     | L       | XL      | XXL   | 3XL     | 4XL   |
| <b>Collar:</b>         | 14.5/15 | 15.5  | 16/16.5 | 17/17.5 | 18    | 18.5/19 | 19.5  |
| <b>Chest (to fit):</b> | 36/38   | 38/40 | 40/42   | 42/44   | 44/46 | 46/48   | 48/50 |



937M

**RUSSELL** SINCE 1902  
COLLECTION



937F P316

957M

**RUSSELL** SINCE 1902  
COLLECTION



957F P319



**957M Russell Collection**  
**Short Sleeve Ultimate Non-Iron Shirt**



100% cotton micro twill.  
Semi-cut away button down collar. Left chest pocket. Self colour buttons.  
Double turn hem on sleeves. Back yoke with two pleats. Double folded seams.  
Curved hem. Available in long sleeve 956M, p294.

Weight: 120 gsm

|                 |       |       |       |       |       |       |
|-----------------|-------|-------|-------|-------|-------|-------|
| Collar:         | 14.5  | 15    | 15.5  | 16    | 16.5  | 17    |
| Chest (to fit): | 36/38 | 36/38 | 38/40 | 40/42 | 40/42 | 42/44 |
| Collar:         | 17.5  | 18    | 18.5  | 19    | 19.5  |       |
| Chest (to fit): | 42/44 | 44/46 | 46/48 | 46/48 | 48/50 |       |

**917M Russell Collection**  
**Short Sleeve Classic Twill Shirt**



100% cotton twill.  
Relaxed, button down collar. Herringbone neck tape.  
Left chest pocket. Double folded seams. Self colour buttons.  
Fabric patch tab on back yoke. Curved hem.  
Available in long sleeve 916M, p293.

Weight: 130 gsm

|                 |         |       |         |         |       |         |       |
|-----------------|---------|-------|---------|---------|-------|---------|-------|
| Size:           | S       | M     | L       | XL      | XXL   | 3XL     | 4XL   |
| Collar:         | 14.5/15 | 15.5  | 16/16.5 | 17/17.5 | 18    | 18.5/19 | 19.5  |
| Chest (to fit): | 36/38   | 38/40 | 40/42   | 42/44   | 44/46 | 46/48   | 48/50 |



917M

**RUSSELL** SINCE 1902  
COLLECTION



917F Online



K115

KUSTOM KIT.



**K115 Kustom Kit**  
**Premium Short Sleeve Classic Fit Non-Iron Shirt**



100% cotton poplin.  
Non-iron fabric. Wrinkle resistant taped seams. Fused stand up, semi-cut away collar.  
Left chest pocket. Pearlescent buttons. Back yoke with two pleats. Double folded side  
seams. Curved hem. Available in long sleeve K116, p294.

Weight: 125 gsm



|                 |       |    |      |    |      |    |      |    |       |
|-----------------|-------|----|------|----|------|----|------|----|-------|
| Collar:         | 14.5  | 15 | 15.5 | 16 | 16.5 | 17 | 17.5 | 18 | 18.5  |
| Chest (to fit): | 36/38 | 39 | 40   | 41 | 42   | 43 | 44   | 45 | 46/48 |

**K191 Kustom Kit**  
**Short Sleeve Slim Fit Business Shirt**



55% cotton/45% polyester poplin.  
Easy iron fabric. Fused stand up collar. Single needle stitched armholes. Self colour  
pearlescent buttons. Back yoke with two pleats. Twin needle stitched sleeve and side  
seams. Curved hem. Available in long sleeve K192, p294.

Weight: 105 gsm



|                 |    |       |    |      |    |      |    |      |    |
|-----------------|----|-------|----|------|----|------|----|------|----|
| Collar:         | 14 | 14.5  | 15 | 15.5 | 16 | 16.5 | 17 | 17.5 | 18 |
| Chest (to fit): | 35 | 36/38 | 39 | 40   | 41 | 42   | 43 | 44   | 45 |

K191

KUSTOM KIT.



K742F P317





**BK152** [7541]

**BROOK TAVERNER**  
SINCE 1912



BK153 P319



**BK152 Brook Taverner**  
**Rosello Short Sleeve Poplin Shirt**

55% cotton/45% polyester.  
Easy iron fabric. Classic fit. Classic collar.  
Left chest pocket. Single yoke. Curved hem.

Weight: 115 gsm



|                        |    |      |    |      |    |      |    |    |
|------------------------|----|------|----|------|----|------|----|----|
| <b>Collar:</b>         | 15 | 15.5 | 16 | 16.5 | 17 | 17.5 | 18 | 19 |
| <b>Chest (to fit):</b> | 38 | 40   | 42 | 44   | 46 | 48   | 50 | 54 |

Additional colours and sizes available on request.

**PR246**

**PREMIER**



PR346 P321



**PR246 Premier**  
**Short Sleeve Stretch Fit Poplin Shirt**

97% cotton/3% elastane.  
Soft feel stretch fabric. Fitted style. Stiffened cut away collar. Single button closure on collar stand. Grown on placket. Back yoke. Back darts. Curved hem.  
Available in long sleeve PR244, p295.

Weight: 115 gsm



|                        |    |    |    |    |    |     |     |     |
|------------------------|----|----|----|----|----|-----|-----|-----|
| <b>Size:</b>           | XS | S  | M  | L  | XL | XXL | 3XL | 4XL |
| <b>Chest (to fit):</b> | 30 | 34 | 38 | 42 | 46 | 50  | 54  | 58  |

**925M Russell Collection**  
**Short Sleeve Tailored Poplin Shirt**

65% polyester/35% cotton.  
Easy care fabric. Semi-cut away boned collar.  
Double folded seams. Plain back yoke. Curved hem.  
Available in long sleeve 924M, p294.

Weight: White 110 gsm, Cols 105 gsm



|                        |         |       |         |         |       |         |       |
|------------------------|---------|-------|---------|---------|-------|---------|-------|
| <b>Size:</b>           | S       | M     | L       | XL      | XXL   | 3XL     | 4XL   |
| <b>Collar:</b>         | 14.5/15 | 15.5  | 16/16.5 | 17/17.5 | 18    | 18.5/19 | 19.5  |
| <b>Chest (to fit):</b> | 36/38   | 38/40 | 40/42   | 42/44   | 44/46 | 46/48   | 48/50 |

**H537 Henbury**  
**Short Sleeve Stretch Poplin Shirt**

97% cotton/3% elastane.  
Easy care fabric. Modern tailored fit. Cut away collar.  
Self colour pearlised buttons.  
Back darts. Curved hem. Cut out label.  
Available in long sleeve H532, p295.

Weight: 150 gsm



**Sedex** EASY CARE

|                        |       |       |       |    |       |     |       |     |
|------------------------|-------|-------|-------|----|-------|-----|-------|-----|
| <b>Size:</b>           | XS    | S     | M     | L  | XL    | XXL | 3XL   | 4XL |
| <b>Chest (to fit):</b> | 34/36 | 36/38 | 38/40 | 42 | 44/46 | 48  | 50/52 | 54  |

**925M**

**RUSSELL COLLECTION**  
SINCE 1900



925F P319



**H537**

**HENBURY**  
CUT-OUT LABEL



H538 P321



# 024 SHIRTS - SHORT SLEEVE

SHIRTS

947M

**RUSSELL** SINCE 1882  
COLLECTION



947F Online



## 947M Russell Collection Short Sleeve Easy Care Fitted Shirt

97% cotton/3% elastane poplin.  
Easy care stretch fabric. Fitted style. Semi-cut away collar. Self colour buttons.  
Back yoke. Double folded seams. Curved hem.  
Available in long sleeve 946M, p296.



Weight: 140 gsm

|                 |         |       |         |         |       |         |       |
|-----------------|---------|-------|---------|---------|-------|---------|-------|
| Size:           | S       | M     | L       | XL      | XXL   | 3XL     | 4XL   |
| Collar:         | 14.5/15 | 15.5  | 16/16.5 | 17/17.5 | 18    | 18.5/19 | 19.5  |
| Chest (to fit): | 36/38   | 38/40 | 40/42   | 42/44   | 44/46 | 46/48   | 48/50 |

## H595 Henbury Short Sleeve Wicking Shirt

100% Cofrex/Pufu® wicking polyester.  
Anti-bacterial, keeps the wearer fresh and dry. Easy care/minimal iron.  
Anti UV UVPF>50. Regular fit. Classic collar.  
Left chest pocket. Self colour buttons. Plain back yoke.  
Double turned curved hem. Easy cut out neck label.  
Available in long sleeve H590, p298.



Weight: 115 gsm

EASY CARE

Sedex®

|                 |       |       |    |       |     |       |     |
|-----------------|-------|-------|----|-------|-----|-------|-----|
| Size:           | S     | M     | L  | XL    | XXL | 3XL   | 4XL |
| Chest (to fit): | 36/38 | 38/40 | 42 | 44/46 | 48  | 50/52 | 54  |



H595

**HENBURY**  
CUT-OUT LABEL



H596 P321



973M

**RUSSELL** SINCE 1882  
COLLECTION



973F P321



## 973M Russell Collection Short Sleeve Tailored Coolmax® Shirt

70% cotton/30% Coolmax® polyester.  
Easy care fabric. Moisture wicking and breathable. Stiffened New Kent boned collar.  
Left chest pocket. Self colour buttons. Back yoke with two pleats. Curved hem.  
Available in long sleeve 972M, p298.



Weight: 110 gsm

COOLMAX®

|                 |         |       |         |         |       |         |       |
|-----------------|---------|-------|---------|---------|-------|---------|-------|
| Size:           | S       | M     | L       | XL      | XXL   | 3XL     | 4XL   |
| Collar:         | 14.5/15 | 15.5  | 16/16.5 | 17/17.5 | 18    | 18.5/19 | 19.5  |
| Chest (to fit): | 36/38   | 38/40 | 40/42   | 42/44   | 44/46 | 46/48   | 48/50 |

## PR221 Premier Gingham Short Sleeve Shirt

100% cotton poplin.  
Fitted style. Gingham microcheck. Soft button down collar.  
Clear buttons. Back yoke. Curved hem.  
Available in long sleeve PR220, p300.



Weight: 115 gsm

|                 |    |    |    |    |    |     |     |
|-----------------|----|----|----|----|----|-----|-----|
| Size:           | XS | S  | M  | L  | XL | XXL | 3XL |
| Chest (to fit): | 30 | 34 | 38 | 42 | 46 | 50  | 54  |



PR221

**PREMIER**



PR321 P321





919M

**RUSSELL** SINCE 1960  
COLLECTION



919F Online

**919M Russell Collection**  
**Short Sleeve Twill Roll Shirt**

100% cotton twill.  
Peached finish. Semi-fitted. Semi-cut away relaxed collar.  
Herringbone neck tape. Patch pockets on chest, with button down flaps. Self colour buttons. Back yoke. Double folded seams.  
Herringbone tape tabs on side seam hem. Roll-up short sleeves with button and tab.  
Square hem at front, curved back.



Weight: 130 gsm

|                 |         |       |         |         |       |         |       |
|-----------------|---------|-------|---------|---------|-------|---------|-------|
| Size:           | S       | M     | L       | XL      | XXL   | 3XL     | 4XL   |
| Collar:         | 14.5/15 | 15.5  | 16/16.5 | 17/17.5 | 18    | 18.5/19 | 19.5  |
| Chest (to fit): | 36/38   | 38/40 | 40/42   | 42/44   | 44/46 | 46/48   | 48/50 |

**963M Russell Collection**  
**Short Sleeve Herringbone Shirt**

84% cotton/16% polyester.  
Easy care fabric. Tailored fit. Mini herringbone. Semi-cut away collar. Narrow placket.  
Plain yoke. Curved hem. Available in long sleeve 962M, p296.



Weight: White 125 gsm, Light Blue 130 gsm

|                 |       |       |       |       |       |       |
|-----------------|-------|-------|-------|-------|-------|-------|
| Collar:         | 14.5  | 15    | 15.5  | 16    | 16.5  | 17    |
| Chest (to fit): | 36/38 | 36/38 | 38/40 | 40/42 | 40/42 | 42/44 |
| Collar:         | 17.5  | 18    | 18.5  | 19    | 19.5  |       |
| Chest (to fit): | 42/44 | 44/46 | 46/48 | 46/48 | 48/50 |       |



963M

**RUSSELL** SINCE 1960  
COLLECTION



963F P319



K133

KUSTOM KIT

**K133 Kustom Kit**  
**Short Sleeve Tailored Pilot Shirt**

55% cotton/45% polyester poplin.  
Easy iron fabric. Fused stand up collar. Epaulette tabs. Two chest pockets with button down flaps. Pen holder left chest pocket. Back yoke. Double folded side seams.  
Straight hem. Available in long sleeve K134, p298.



Weight: 105 gsm



|                 |       |    |      |    |      |    |      |    |       |    |       |
|-----------------|-------|----|------|----|------|----|------|----|-------|----|-------|
| Collar:         | 14.5  | 15 | 15.5 | 16 | 16.5 | 17 | 17.5 | 18 | 18.5  | 19 | 19.5  |
| Chest (to fit): | 36/38 | 39 | 40   | 41 | 42   | 43 | 44   | 45 | 46/48 | 49 | 50/52 |

**PR212 Premier**  
**Short Sleeve Pilot Shirt**

65% polyester/35% cotton.  
Easy care fabric. Stiffened collar. Epaulette tabs. Two chest pockets with button down flaps. Back yoke. Straight hem.  
Available in long sleeve PR210, p298.



Weight: 105 gsm



|                 |      |    |      |    |      |    |      |    |      |    |
|-----------------|------|----|------|----|------|----|------|----|------|----|
| Collar:         | 14.5 | 15 | 15.5 | 16 | 16.5 | 17 | 17.5 | 18 | 18.5 | 19 |
| Chest (to fit): | 34   | 36 | 38   | 40 | 42   | 44 | 46   | 48 | 50   | 52 |



PR212

**PREMIER**



PR312 P321

# SOL'S®

the fair spirit



17000 SOL'S BRIGHTON  
LONG SLEEVE FITTED SHIRT

P295

97% cotton  
3% elastane

SHIRTS

935F

RUSSELL SINCE 1900  
COLLECTION




935M P311



**935F Russell Collection  
Ladies Short Sleeve Easy  
Care Poplin Shirt**

65% polyester/35% cotton poplin.  
Easy care fabric. Slightly tailored fit. Classic collar.  
Left chest pocket. Self colour buttons. Curved hem.  
Available in long sleeve 934F, online.



Weight: White 110 gsm, Cols 105 gsm

|                 |       |       |       |       |       |       |       |       |
|-----------------|-------|-------|-------|-------|-------|-------|-------|-------|
| Size:           | XS    | S     | M     | L     | XL    | XXL   | 3XL   | 4XL   |
| Ladies size:    | 8     | 10    | 12    | 14    | 16    | 18    | 20    | 22    |
| Chest (to fit): | 30/32 | 32/34 | 34/36 | 36/38 | 38/41 | 41/44 | 44/47 | 47/51 |

**937F Russell Collection**

**Ladies Short Sleeve Easy Care Cotton Poplin Shirt**

100% cotton poplin.  
Easy care fabric. Classic collar. Left chest pocket. Self colour buttons.  
Curved hem. Available in long sleeve 936F, p303.



Weight: White 120 gsm, Black 125 gsm

|                 |       |       |       |       |       |       |       |       |
|-----------------|-------|-------|-------|-------|-------|-------|-------|-------|
| Size:           | XS    | S     | M     | L     | XL    | XXL   | 3XL   | 4XL   |
| Ladies size:    | 8     | 10    | 12    | 14    | 16    | 18    | 20    | 22    |
| Chest (to fit): | 30/32 | 32/34 | 34/36 | 36/38 | 38/41 | 41/44 | 44/47 | 47/51 |

937F

RUSSELL SINCE 1900  
COLLECTION



937M P311





K742F

KUSTOM KIT.



K102 P310



K191 P312



**K742F Kustom Kit Ladies Short Sleeve Tailored Business Shirt**

55% cotton/45% polyester poplin. Fused stand up collar. Narrow placket with self colour buttons. Curved panels front and back. Princess seams. Curved hem. Available in long sleeve K743F, p302.

Weight: 105 gsm



|                 |    |    |    |    |    |    |    |    |    |    |    |    |
|-----------------|----|----|----|----|----|----|----|----|----|----|----|----|
| Ladies size:    | 6* | 8  | 10 | 12 | 14 | 16 | 18 | 20 | 22 | 24 | 26 | 28 |
| Chest (to fit): | 28 | 30 | 32 | 34 | 36 | 38 | 40 | 42 | 44 | 46 | 48 | 50 |

\*Available in size 6.

**K728 Kustom Kit Ladies Short Sleeve Classic Fit Workforce Shirt**

65% polyester/35% combed cotton poplin. Stand up collar. Optional pocket. Self colour buttons. Back yoke. Front and back darts. Double folded seams. Curved hem. Available in long sleeve K729, online.

Weight: 115 gsm



|                 |    |    |    |    |    |    |    |    |    |    |    |
|-----------------|----|----|----|----|----|----|----|----|----|----|----|
| Ladies size:    | 8  | 10 | 12 | 14 | 16 | 18 | 20 | 22 | 24 | 26 | 28 |
| Chest (to fit): | 30 | 32 | 34 | 36 | 38 | 40 | 42 | 44 | 46 | 48 | 50 |



K728

KUSTOM KIT.



K100 P311

PR302



PR202 P310



**PR302 Premier Ladies Short Sleeve Poplin Blouse**

65% polyester/35% cotton poplin. Easy care fabric. Fitted style with bust and back darts. Soft collar. Light blue and white have pearlised buttons - rest have self colour. Double folded seams. Curved hem. Available in 3/4 sleeve PR305, p303 and long sleeve PR300, p302.

Weight: 105 gsm



|                 |    |    |    |    |    |    |    |    |    |    |    |     |     |
|-----------------|----|----|----|----|----|----|----|----|----|----|----|-----|-----|
| Ladies size:    | 6  | 8  | 10 | 12 | 14 | 16 | 18 | 20 | 22 | 24 | 26 | 28* | 30* |
| Chest (to fit): | 31 | 33 | 35 | 37 | 39 | 41 | 43 | 45 | 47 | 49 | 51 | 53  | 55  |

\*Available in size 28 and 30.

MODERN  
FIT



PR234  
SIGNATURE LONG SLEEVE  
OXFORD SHIRT  
P324

PR334  
LADIES SIGNATURE LONG SLEEVE  
OXFORD SHIRT  
P328

SHIRTS



*Signature*  
**OXFORD**

COTTON-RICH OXFORD SHIRTS  
SMART CORPORATE STYLING



925F



925M P313

**RUSSELL** SINCE 1902  
COLLECTION

**925F Russell Collection Ladies Cap Sleeve Fitted Poplin Shirt**

65% polyester/35% cotton poplin. Easy care fabric. Fitted style. Soft classic collar. Self colour buttons. Concealed placket. Front, bust and back darts. Curved hem. Available in long sleeve 924F, p302 and 3/4 sleeve 926F, p303.

Weight: White 110 gsm, Cols 105 gsm

|                 |       |       |       |       |
|-----------------|-------|-------|-------|-------|
| Size:           | XS    | S     | M     | L     |
| Ladies size:    | 8     | 10    | 12    | 14    |
| Chest (to fit): | 30/32 | 32/34 | 34/36 | 36/38 |
| Size:           | XL    | XXL   | 3XL   | 4XL   |
| Ladies size:    | 16    | 18    | 20    | 22    |
| Chest (to fit): | 38/41 | 41/44 | 44/47 | 47/51 |



**RUSSELL** SINCE 1902  
COLLECTION

**963F Russell Collection Ladies Short Sleeve Herringbone Shirt**

84% cotton/16% polyester. Easy care fabric. Fitted style. Mini herringbone. Neat modern collar. Narrow placket. Front, bust and back darts. Curved hem. Available in long sleeve 962F, p304.

Weight: White 125 gsm, Light Blue 130 gsm

|                 |       |       |       |       |
|-----------------|-------|-------|-------|-------|
| Size:           | XS    | S     | M     | L     |
| Ladies size:    | 8     | 10    | 12    | 14    |
| Chest (to fit): | 30/32 | 32/34 | 34/36 | 36/38 |
| Size:           | XL    | XXL   | 3XL   | 4XL   |
| Ladies size:    | 16    | 18    | 20    | 22    |
| Chest (to fit): | 38/41 | 41/44 | 44/47 | 47/51 |



963F



963M P315

PR309



PR209 P311

**PREMIER**

**PR309 Premier Ladies Supreme Short Sleeve Poplin Shirt**

65% polyester/35% cotton. Easy care fabric. Fitted style with bust and back darts. Soft collar styling. Curved hem. Easy cut out neck label. Available in long sleeve PR307, p302.

Weight: 125 gsm

|                 |    |    |    |    |    |
|-----------------|----|----|----|----|----|
| Ladies size:    | 8  | 10 | 12 | 14 | 16 |
| Chest (to fit): | 33 | 35 | 37 | 39 | 41 |
| Ladies size:    | 18 | 20 | 22 | 24 | 26 |
| Chest (to fit): | 43 | 45 | 47 | 49 | 51 |



**HENBURY**  
CUT-OUT LABEL



**H597 Henbury Ladies Pleat Front Short Sleeve Blouse**

100% Cofrex/Pufy® wicking polyester. Plain weave. Anti-bacterial, keeps the wearer fresh and dry. Easy care fabric. Anti UV. Quick drying. Single button back neck opening. Scoop neck with pleated front. Cap sleeves. Curved hem. Cut out label. Available in long sleeve H598, p320.

Weight: 115 gsm

|                 |       |       |       |       |
|-----------------|-------|-------|-------|-------|
| Size:           | XS    | S     | M     | L     |
| Ladies size:    | 8     | 10    | 12    | 14    |
| Chest (to fit): | 30/32 | 32/34 | 34/36 | 36/38 |
| Size:           | XL    | XXL   | 3XL   | 4XL   |
| Ladies size:    | 16    | 18    | 20    | 22    |
| Chest (to fit): | 38/40 | 40/42 | 42/44 | 44/46 |



H597



957F



957M P312



959M Online

**RUSSELL** SINCE 1902  
COLLECTION

**957F Russell Collection Ladies Short Sleeve Ultimate Non-Iron Shirt**

100% cotton micro twill. Slightly tailored fit. Stylish and relaxed long edged collar. Fashionable twin button closure. Self colour buttons. Double folded seams. Double turn up hem on sleeves. Curved hem. Available in long sleeve 956F, p305.

Weight: 120 gsm

|                 |       |       |       |       |
|-----------------|-------|-------|-------|-------|
| Size:           | XS    | S     | M     | L     |
| Ladies size:    | 8     | 10    | 12    | 14    |
| Chest (to fit): | 30/32 | 32/34 | 34/36 | 36/38 |
| Size:           | XL    | XXL   | 3XL   | 4XL   |
| Ladies size:    | 16    | 18    | 20    | 22    |
| Chest (to fit): | 38/41 | 41/44 | 44/47 | 47/51 |



**BROOK TAVERNER**  
SINCE 1912

**BK153 Brook Taverner Ladies Paduli Short Sleeve Poplin Shirt**

55% cotton/45% polyester. Easy iron fabric. Semi-fitted. Classic collar. Open neck style. Panel detail on front. Back yoke. Gathered short sleeve with adjustable fit. Curved hem. Available in long sleeve, BK151 p303.

Weight: 115 gsm

|                 |    |    |    |    |
|-----------------|----|----|----|----|
| Ladies size:    | 8  | 10 | 12 | 14 |
| Chest (to fit): | 32 | 34 | 36 | 38 |
| Ladies size:    | 16 | 18 | 20 |    |
| Chest (to fit): | 40 | 42 | 44 |    |

Additional colours and sizes available on request.



BK153 [2216]



BK152 P313

H598



**HENBURY**  
CUT-OUT LABEL



**H598 Henbury Ladies Pleat Front Long Sleeve Blouse**

100% Cofrex/Pufy® wicking polyester. Plain weave. Anti-bacterial, keeps the wearer fresh and dry. Permanent wicking fabric. Easy care fabric. Anti UV. Quick drying. Single button back neck opening and cuffs. Scoop neckline with pleated front. Keyhole opening and button cuffs. Bound cuffs. Curved hem. Cut out label. Available in short sleeve H597, p319.

Weight: 115 gsm

|                 |       |       |       |       |
|-----------------|-------|-------|-------|-------|
| Size:           | XS    | S     | M     | L     |
| Ladies size:    | 8     | 10    | 12    | 14    |
| Chest (to fit): | 30/32 | 32/34 | 34/36 | 36/38 |
| Size:           | XL    | XXL   | 3XL   | 4XL   |
| Ladies size:    | 16    | 18    | 20    | 22    |
| Chest (to fit): | 38/40 | 40/42 | 42/44 | 44/46 |



EASY CARE



Sedex®

BK144 [2301]



**BROOK TAVERNER**  
SINCE 1912

**BK144 Brook Taverner Ladies Siena Short Sleeve Blouse**

94% polyester/6% elastane crepe. Easy care stretch fabric. Narrow collar. Concealed placket with button detail. Central back pleat. Straight hem. Available in long sleeve BK145, p304.

Weight: 205 gsm

|                 |    |    |    |    |
|-----------------|----|----|----|----|
| Ladies size:    | 8  | 10 | 12 | 14 |
| Chest (to fit): | 32 | 34 | 36 | 38 |
| Ladies size:    | 16 | 18 | 20 |    |
| Chest (to fit): | 40 | 42 | 44 |    |

Additional sizes available on request.



Sedex®

BK140 [2265]



**BROOK TAVERNER**  
SINCE 1912

**BK140 Brook Taverner Ladies Felina Short Sleeve Shirt**

94% polyester/6% elastane. Easy care stretch fabric. Round neck. Front pleat detail. Bust darts. Rear gold zip detail. Straight hem.

Weight: 205 gsm

|                 |    |    |    |    |    |
|-----------------|----|----|----|----|----|
| Ladies size:    | 8  | 10 | 12 | 14 | 16 |
| Chest (to fit): | 32 | 34 | 36 | 38 | 40 |
| Ladies size:    | 18 | 20 | 22 | 24 | 26 |
| Chest (to fit): | 42 | 44 | 46 | 48 | 50 |

Additional sizes available on request.



Sedex®

**BROOK TAVERNER**  
SINCE 1912

**BK142 Brook Taverner Ladies Verona Short Sleeve Shirt**

100% polyester. Easy care fabric with mechanical stretch. Round neck. Front pleat detail. Bust darts. Rear gold zip detail. Straight hem.

Weight: 140 gsm

|                 |    |    |    |    |
|-----------------|----|----|----|----|
| Ladies size:    | 8  | 10 | 12 | 14 |
| Chest (to fit): | 32 | 34 | 36 | 38 |
| Ladies size:    | 16 | 18 | 20 |    |
| Chest (to fit): | 40 | 42 | 44 |    |

Additional colours and sizes available on request.



Sedex®

BK142 [2280]



K770



**KUSTOM KIT.**

**K770 Kustom Kit Ladies V Neck Corporate Top**

95% cotton/5% elastane. Fitted style. V neck and mandarin collar. Self fabric faced V. Taped shoulder seams. Shaped side seams. Straight hem. Twin needle cuffs and hem.

Weight: 200 gsm

|                 |       |       |
|-----------------|-------|-------|
| Ladies size:    | 8/10  | 12/14 |
| Chest (to fit): | 30/32 | 34/36 |
| Ladies size:    | 16/18 | 20/22 |
| Chest (to fit): | 38/40 | 42/44 |



Sedex®

**BROOK TAVERNER**  
SINCE 1912

**BK133 Brook Taverner Ladies Soave Short Sleeve Poplin Shirt**

57% polyester/39% cotton/4% elastane. Easy care stretch fabric. Semi-fitted. Rounded collar. Concealed placket. Single yoke. Sleeve vent. Princess seams. Curved hem. Available in long sleeve BK131, p306.

Weight: 105 gsm

|                 |    |    |    |    |
|-----------------|----|----|----|----|
| Ladies size:    | 8  | 10 | 12 | 14 |
| Chest (to fit): | 32 | 34 | 36 | 38 |
| Ladies size:    | 16 | 18 | 20 |    |
| Chest (to fit): | 40 | 42 | 44 |    |

Additional sizes available on request.



Sedex®



BK133 [2269]





H538

**HENBURY**  
CUT-OUT LABEL



Sedex

**H538 Henbury Ladies Short Sleeve Stretch Poplin Shirt**

97% cotton/3% elastane. Easy care fabric. Modern ladies fit. Cut away collar. Self colour pearlised buttons. Front and back darts. Curved hem. Cut out label. Available in long sleeve H533, p306.

Weight: 150 gsm

|                 |       |       |       |       |
|-----------------|-------|-------|-------|-------|
| Size:           | XS    | S     | M     | L     |
| Ladies size:    | 8     | 10    | 12    | 14    |
| Chest (to fit): | 30/32 | 32/34 | 34/36 | 36/38 |
| Size:           | XL    | XXL   | 3XL   | 4XL   |
| Ladies size:    | 16    | 18    | 20    | 22    |
| Chest (to fit): | 38/40 | 40/42 | 42/44 | 44/46 |



EASY CARE

H537 P313

PR346

**PREMIER**

**PR346 Premier Ladies Short Sleeve Stretch Fit Poplin Shirt**

97% cotton/3% elastane. Soft feel stretch fabric. Fitted style. Stiffened cut away collar. Single button closure on collar stand. Grown on placket. Back yoke. Back darts. Curved hem. Available in long sleeve PR344, p307.

Weight: 115 gsm

|                 |    |     |     |    |
|-----------------|----|-----|-----|----|
| Size:           | XS | S   | M   | L  |
| Ladies size:    | 8  | 10  | 12  | 14 |
| Chest (to fit): | 33 | 35  | 37  | 39 |
| Size:           | XL | XXL | 3XL |    |
| Ladies size:    | 16 | 18  | 20  |    |
| Chest (to fit): | 41 | 43  | 45  |    |



PR246 P313

H596

**HENBURY**  
CUT-OUT LABEL



Sedex

**H596 Henbury Ladies Short Sleeve Wicking Shirt**

100% Cofrex/Pufy® wicking polyester. Anti-bacterial, keeps the wearer fresh and dry. Easy care/minimal iron. Anti UV UVPF>50. Regular fit. Classic collar. Self colour buttons. Plain back yoke. Shaped side seams. Front and back darts. Curved hem. Easy cut out neck label. Available in long sleeve H591, p307.

Weight: 115 gsm

|                 |       |       |       |       |
|-----------------|-------|-------|-------|-------|
| Size:           | XS    | S     | M     | L     |
| Ladies size:    | 8     | 10    | 12    | 14    |
| Chest (to fit): | 30/32 | 32/34 | 34/36 | 36/38 |
| Size:           | XL    | XXL   | 3XL   | 4XL   |
| Ladies size:    | 16    | 18    | 20    | 22    |
| Chest (to fit): | 38/40 | 40/42 | 42/44 | 44/46 |



EASY CARE



H595 P314

PR321


**PREMIER**

**PR321 Premier Ladies Gingham Short Sleeve Shirt**

100% cotton poplin. Fitted style. Microcheck. Soft collar. Clear buttons. Back yoke. Front and back darts. Curved hem. Available in long sleeve PR320, p309.

Weight: 115 gsm

|                 |    |     |     |    |
|-----------------|----|-----|-----|----|
| Size:           | XS | S   | M   | L  |
| Ladies size:    | 8  | 10  | 12  | 14 |
| Chest (to fit): | 33 | 35  | 37  | 39 |
| Size:           | XL | XXL | 3XL |    |
| Ladies size:    | 16 | 18  | 20  |    |
| Chest (to fit): | 41 | 43  | 45  |    |



PR221 P314

973F

**RUSSELL** SINCE 1900  
**RUSSELL COLLECTION**

**973F Russell Collection Ladies Short Sleeve Tailored Coolmax® Shirt**

70% cotton/30% Coolmax® polyester. Easy care fabric. Moisture wicking and breathable. Neat modern collar. Self colour buttons. Front, bust and back darts. Curved hem. Available in long sleeve 972F, p307.

Weight: 110 gsm

|                 |       |       |       |       |
|-----------------|-------|-------|-------|-------|
| Size:           | XS    | S     | M     | L     |
| Ladies size:    | 8     | 10    | 12    | 14    |
| Chest (to fit): | 30/32 | 32/34 | 34/36 | 36/38 |
| Size:           | XL    | XXL   | 3XL   | 4XL   |
| Ladies size:    | 16    | 18    | 20    | 22    |
| Chest (to fit): | 38/41 | 41/44 | 44/47 | 47/51 |



973M P314

PR312

**PREMIER**

**PR312 Premier Ladies Short Sleeve Pilot Shirt**

65% polyester/35% cotton poplin. Easy care fabric. Fitted style. Stiffened collar. Epaulette bars. Two chest pockets with button down flaps. Combined pen pocket on left pocket. Back yoke. Curved hem. Available in long sleeve PR310, online.

Weight: 115 gsm

|                 |    |    |    |    |    |
|-----------------|----|----|----|----|----|
| Ladies size:    | 8  | 10 | 12 | 14 | 16 |
| Chest (to fit): | 33 | 35 | 37 | 39 | 41 |
| Ladies size:    | 18 | 20 | 22 | 24 | 26 |
| Chest (to fit): | 43 | 45 | 47 | 49 | 51 |



EASY CARE

PR212 P315

## K351

### KUSTOM KIT.



K361 P329



### K351 Kustom Kit Long Sleeve Classic Fit Workwear Oxford Shirt

70% cotton/30% polyester.  
Easy iron fabric. Button down collar. Left chest pocket. Self colour buttons. Back yoke with two pleats. Double stitched side and sleeve seams. Adjustable cuffs with button on cuff gauntlet. Curved hem. 50°C wash.  
Available in short sleeve K350, p331.



Weight: 135 gsm

|                 |       |       |       |       |       |    |
|-----------------|-------|-------|-------|-------|-------|----|
| Collar:         | 13.5* | 14*   | 14.5  | 15    | 15.5  | 16 |
| Chest (to fit): | 32/34 | 35    | 36/38 | 39    | 40    | 41 |
| Collar:         | 16.5  | 17    | 17.5  | 18    | 18.5  | 19 |
| Chest (to fit): | 42    | 43    | 44    | 45    | 46/48 | 49 |
| Collar:         | 19.5  | 20    | 21    | 22    | 23    |    |
| Chest (to fit): | 50/52 | 54/56 | 58/60 | 62/64 | 66/68 |    |

\*Available in 13.5 and 14 collar.



## K105

### KUSTOM KIT.



K702 P328



### K105 Kustom Kit Premium Long Sleeve Classic Fit Oxford Shirt

85% cotton/15% polyester.  
Easy iron fabric. Fused, stand up button down collar. Back yoke with centre pleat and hanging loop. Double folded seams. Adjustable cuffs with button on cuff gauntlet. Curved hem.  
Available in short sleeve K109, p330.



Weight: 125 gsm

|                 |       |       |       |       |       |       |       |       |      |
|-----------------|-------|-------|-------|-------|-------|-------|-------|-------|------|
| Collar:         | 13.5* | 14*   | 14.5  | 15    | 15.5  | 16    | 16.5  | 17    | 17.5 |
| Chest (to fit): | 32/34 | 35    | 36/38 | 39    | 40    | 41    | 42    | 43    | 44   |
| Collar:         | 18    | 18.5  | 19    | 19.5  | 20    | 21    | 22    | 23    |      |
| Chest (to fit): | 45    | 46/48 | 49    | 50/52 | 54/56 | 58/60 | 62/64 | 66/68 |      |

\*Available in 13.5 and 14 collar.



## H550

### Henbury Long Sleeve Pinpoint Oxford Shirt

80% cotton/20% polyester pinpoint oxford.  
Easy care fabric. Classic cut. Button down collar. Left chest pocket. Back yoke with centre box pleat. Double folded seams. Adjustable cuffs with button on cuff gauntlet. Curved hem.



Weight: 130 gsm

|                 |    |      |    |      |    |      |
|-----------------|----|------|----|------|----|------|
| Collar:         | 15 | 15.5 | 16 | 16.5 | 17 | 17.5 |
| Chest (to fit): | 38 | 40   | 42 | 44   | 46 | 48   |
| Collar:         | 18 | 19   | 20 | 21   | 22 |      |
| Chest (to fit): | 50 | 52   | 54 | 56   | 58 |      |



EASY CARE

## 932M

### Russell Collection Long Sleeve Easy Care Oxford Shirt

70% cotton/30% polyester.  
Easy care fabric. Classic fit. Button down collar. Left chest pocket. Back yoke with two pleats. Adjustable cuffs with button on cuff gauntlet. Curved hem.  
Available in short sleeve 933M, p331.



Weight: White 130 gsm, Cols 135 gsm

|                 |       |       |       |       |       |       |       |
|-----------------|-------|-------|-------|-------|-------|-------|-------|
| Collar:         | 14.5  | 15    | 15.5  | 16    | 16.5  | 17    | 17.5  |
| Chest (to fit): | 36/38 | 36/38 | 38/40 | 40/42 | 40/42 | 42/44 | 42/44 |
| Collar:         | 18    | 18.5  | 19    | 19.5  | 20    | 21    |       |
| Chest (to fit): | 44/46 | 46/48 | 46/48 | 48/50 | 50/52 | 52/54 |       |

## H550

### HENBURY



H551 P328



## 932M

### RUSSELL SINCE 1902 RUSSELL COLLECTION



932F P328





H512S



**H512S Henbury Modern Long Sleeve Slim Fit Oxford Shirt**

70% cotton/30% polyester. Wrinkle resistant fabric. Slim fit. Short point button down collar. Pearlised buttons. Back yoke. Back darts. Two button adjustable cuffs with button on cuff gauntlet. Twin needle side seams. Curved hem. Tag free. Available in a classic fit H512C, opposite and regular fit H512R, below. Available in short sleeve H517S, p330.



Weight: 150 gsm

|                 |       |       |    |       |     |
|-----------------|-------|-------|----|-------|-----|
| Size:           | S     | M     | L  | XL    | XXL |
| Chest (to fit): | 36/38 | 38/40 | 42 | 44/46 | 48  |



H512C



**H512C Henbury Modern Long Sleeve Classic Fit Oxford Shirt**

70% cotton/30% polyester. Wrinkle resistant fabric. Classic relaxed fit. Short point button down collar. Pearlised buttons. Back yoke with centre pleat. Twin needle side seams. Two button adjustable cuffs with button on cuff gauntlet. Curved hem. Tag free. Available in a regular fit H512R, bottom left and slim fit H512S, opposite.



Weight: 150 gsm

|                 |       |       |    |       |     |       |     |
|-----------------|-------|-------|----|-------|-----|-------|-----|
| Size:           | S     | M     | L  | XL    | XXL | 3XL   | 4XL |
| Chest (to fit): | 36/38 | 38/40 | 42 | 44/46 | 48  | 50/52 | 54  |



**H512R Henbury Modern Long Sleeve Regular Fit Oxford Shirt**

70% cotton/30% polyester. Wrinkle resistant fabric. Regular fit. Short point button down collar. Pearlised buttons. Back yoke. Twin needle side seams. Two button adjustable cuffs with button on cuff gauntlet. Curved hem. Tag free. Available in a classic fit H512C, above right and slim fit H512S, above. Available in short sleeve H517R, p330.



Weight: 150 gsm

|                 |       |       |       |    |       |     |       |     |
|-----------------|-------|-------|-------|----|-------|-----|-------|-----|
| Size:           | XS    | S     | M     | L  | XL    | XXL | 3XL   | 4XL |
| Chest (to fit): | 34/36 | 36/38 | 38/40 | 42 | 44/46 | 48  | 50/52 | 54  |



**H510 Henbury Long Sleeve Classic Oxford Shirt**

77% cotton/23% polyester. Wrinkle resistant fabric. Button down collar. Left chest pocket. Pearlised buttons. Back yoke with centre pleat. Adjustable cuffs. Curved hem. Available in short sleeve H515, p332.



Weight: 170 gsm

|                 |       |       |    |       |     |       |     |
|-----------------|-------|-------|----|-------|-----|-------|-----|
| Size:           | S     | M     | L  | XL    | XXL | 3XL   | 4XL |
| Chest (to fit): | 36/38 | 38/40 | 42 | 44/46 | 48  | 50/52 | 54  |




H512R



H513R P328



H510



H511 P329

PR234



PR334 P328



### PR234 Premier Signature Long Sleeve Oxford Shirt



70% cotton/30% polyester. Easy care fabric. Semi-fitted styling. Button down collar. Left chest mitred pocket. Back yoke with two pleats. Adjustable cuffs with option for cuff links. Curved hem. Easy cut out neck label. Available in short sleeve PR236, p331.



EASY CARE

Weight: 135 gsm

|                 |      |    |      |    |      |    |      |    |      |    |
|-----------------|------|----|------|----|------|----|------|----|------|----|
| Collar:         | 14.5 | 15 | 15.5 | 16 | 16.5 | 17 | 17.5 | 18 | 18.5 | 19 |
| Chest (to fit): | 34   | 36 | 38   | 40 | 42   | 44 | 46   | 48 | 50   | 52 |

### BK582 Brook Taverner Toronto Long Sleeve Oxford Shirt



60% cotton/40% polyester. Easy iron fabric. Tailored fit. Button down collar. French placket with clear pearlised buttons. Back yoke. Two button adjustable cuffs. Curved hem.

Weight: 125 gsm

|                 |    |      |    |      |    |      |    |      |    |
|-----------------|----|------|----|------|----|------|----|------|----|
| Collar:         | 14 | 14.5 | 15 | 15.5 | 16 | 16.5 | 17 | 17.5 | 18 |
| Chest (to fit): | 34 | 36   | 38 | 40   | 42 | 44   | 46 | 48   | 50 |


Additional colours and sizes available on request.

BK582 [7882]

BROOK TAVERNER  
SINCE 1912



BK583 P328



922M



### 922M Russell Collection Long Sleeve Tailored Oxford Shirt



70% cotton/30% polyester. Easy care fabric. Semi-cut away boned collar. Double folded side and sleeve seams. Plain back yoke. Two button adjustable cuffs with button on cuff gauntlet. Option for cuff links. Curved hem. Available in short sleeve 923M, p331.

Weight: White 130 gsm, Cols 135 gsm

|                 |       |       |       |       |       |       |
|-----------------|-------|-------|-------|-------|-------|-------|
| Collar:         | 14.5  | 15    | 15.5  | 16    | 16.5  | 17    |
| Chest (to fit): | 36/38 | 36/38 | 38/40 | 40/42 | 40/42 | 42/44 |
| Collar:         | 17.5  | 18    | 18.5  | 19    | 19.5  |       |
| Chest (to fit): | 42/44 | 44/46 | 46/48 | 46/48 | 48/50 |       |

### 928M Russell Collection Tailored Long Sleeve Oxford Shirt



70% cotton/30% polyester. Easy care fabric. Button down collar. Self colour buttons. Left chest pocket. Back yoke. Back darts. Rounded two button adjustable cuffs with button on cuff gauntlet. Curved hem.

Weight: White 130 gsm, Cols 135 gsm

|                 |       |       |       |       |       |       |
|-----------------|-------|-------|-------|-------|-------|-------|
| Collar:         | 14.5  | 15    | 15.5  | 16    | 16.5  | 17    |
| Chest (to fit): | 36/38 | 36/38 | 38/40 | 40/42 | 40/42 | 42/44 |
| Collar:         | 17.5  | 18    | 18.5  | 19    | 19.5  |       |
| Chest (to fit): | 42/44 | 44/46 | 46/48 | 46/48 | 48/50 |       |

928M





K113

KUSTOM KIT.

**K113 Kustom Kit**  
**Premium Long Sleeve Slim Fit Oxford Shirt**

85% cotton/15% polyester.  
 Easy iron. Button down collar. Left chest pocket. Back yoke with darted back panel. Double stitched sleeves and side seams. Two button cuffs with button on cuff gauntlet. Curved hem.

Weight: 125 gsm



|                 |    |       |    |      |    |      |    |      |    |
|-----------------|----|-------|----|------|----|------|----|------|----|
| Collar:         | 14 | 14.5  | 15 | 15.5 | 16 | 16.5 | 17 | 17.5 | 18 |
| Chest (to fit): | 35 | 36/38 | 39 | 40   | 41 | 42   | 43 | 44   | 45 |

Sedex



**K118 Kustom Kit**  
**Premium Long Sleeve Classic Fit Oxford Shirt**

85% cotton/15% polyester.  
 Easy iron fabric. Fused stand up, cut away collar. Removable collar bones. Optional pocket. Back yoke with two pleats. Double folded seams. Two button cuffs. Curved hem. Available in short sleeve K117, p332.

Weight: 125 gsm



|                 |    |      |    |      |    |      |    |       |
|-----------------|----|------|----|------|----|------|----|-------|
| Collar:         | 15 | 15.5 | 16 | 16.5 | 17 | 17.5 | 18 | 18.5  |
| Chest (to fit): | 39 | 40   | 41 | 42   | 43 | 44   | 45 | 46/48 |

Sedex



K188

KUSTOM KIT.

**K188 Kustom Kit**  
**Premium Long Sleeve Tailored Oxford Shirt**

85% cotton/15% polyester.  
 Easy iron fabric. Fused, stand up button down collar. Black and white have self colour buttons. Light blue has white buttons. Back yoke. Double folded seams. Two button cuffs. Curved hem. Available in short sleeve K187, p332.

Weight: 125 gsm



|                 |       |      |       |       |      |       |      |
|-----------------|-------|------|-------|-------|------|-------|------|
| Collar:         | 13.5* | 14*  | 14.5  | 15    | 15.5 | 16    | 16.5 |
| Chest (to fit): | 32/34 | 35   | 36/38 | 39    | 40   | 41    | 42   |
| Collar:         | 17    | 17.5 | 18    | 18.5  | 19   | 19.5  |      |
| Chest (to fit): | 43    | 44   | 45    | 46/48 | 49   | 50/52 |      |

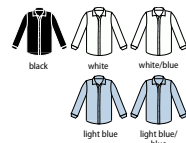
Sedex



**T4020 Tee Jays**  
**Luxury Comfort Fit Long Sleeve Oxford Shirt**

100% yarn dyed cotton twill 100/2.  
 Easy iron fabric. Fused cut away collar. Pearlised buttons. Back yoke. Back darts. Two button adjustable cuffs with button on cuff gauntlet. Curved hem.

Weight: 133 gsm



|                 |       |       |       |       |       |       |       |
|-----------------|-------|-------|-------|-------|-------|-------|-------|
| Size:           | S     | M     | L     | XL    | XXL   | 3XL   | 4XL   |
| Chest (to fit): | 36/38 | 38/40 | 41/42 | 43/44 | 45/47 | 47/49 | 50/52 |



K118

KUSTOM KIT.



T4020

TEE JAYS

K184



KUSTOM KIT.

**K184 Kustom Kit Long Sleeve Slim Fit Workwear Oxford Shirt**

70% cotton/30% polyester. Fused stand up button down collar. Single stitched armholes. Left chest pocket. Back yoke with darted back panel. Double folded side and sleeve seams. Two button cuffs with button on cuff gauntlet. Curved hem. 50°C wash. Available in short sleeve K183, p332.

Weight: 135 gsm

|                 |      |       |      |      |    |
|-----------------|------|-------|------|------|----|
| Collar:         | 14   | 14.5  | 15   | 15.5 | 16 |
| Chest (to fit): | 35   | 36/38 | 39   | 40   | 41 |
| Collar:         | 16.5 | 17    | 17.5 | 18   |    |
| Chest (to fit): | 42   | 43    | 44   | 45   |    |



K182



KUSTOM KIT.

**K182 Kustom Kit Slim Fit Stretch Long Sleeve Oxford Shirt**

58% cotton/39% polyester/3% Lycra®. Fused stand up button down collar. Back yoke. Back darts. Single needle stitched yoke and armholes. Double stitched side and sleeve seams. Two button cuffs with button on cuff gauntlet. Curved hem.

Weight: 143 gsm

|                 |       |    |       |    |
|-----------------|-------|----|-------|----|
| Collar:         | 13.5  | 14 | 14.5  | 15 |
| Chest (to fit): | 32/34 | 35 | 36/38 | 39 |
| Collar:         | 15.5  | 16 | 16.5  | 17 |
| Chest (to fit): | 40    | 41 | 42    | 43 |
| Collar:         | 17.5  | 18 | 18.5  |    |
| Chest (to fit): | 44    | 45 | 46/48 |    |



K782 P329

K139



KUSTOM KIT.

**K139 Kustom Kit Long Sleeve Slim Fit Oxford Twill Non-Iron Shirt**

100% cotton twill. Non-iron. Wrinkle free taping to seams. Button down collar. Back yoke with darted back panel. Double folded side and sleeve seams. Twin button notched cuffs with button on cuff gauntlet. Curved hem.

Weight: 130 gsm

|                 |      |       |      |      |    |
|-----------------|------|-------|------|------|----|
| Collar:         | 14   | 14.5  | 15   | 15.5 | 16 |
| Chest (to fit): | 35   | 36/38 | 39   | 40   | 41 |
| Collar:         | 16.5 | 17    | 17.5 | 18   |    |
| Chest (to fit): | 42   | 43    | 44   | 45   |    |



T4021



**T4021 Tee Jays**

**Luxury Slim Fit Long Sleeve Oxford Shirt**

100% yarn dyed cotton twill 100/2. Easy iron fabric. Fused cut away collar. Pearlised buttons. Back yoke. Back darts. Two button adjustable cuffs with button on cuff gauntlet. Curved hem.

Weight: 133 gsm

|                 |       |       |       |       |       |
|-----------------|-------|-------|-------|-------|-------|
| Size:           | S     | M     | L     | XL    | XXL   |
| Chest (to fit): | 36/38 | 38/40 | 41/42 | 43/44 | 45/47 |



**T4000 Tee Jays**

**Perfect Long Sleeve Oxford Shirt**

100% cotton. Garment washed. Shaped fit. Button down collar. Hang tag. Pearlised branded buttons. Back yoke with box pleat. Two button adjustable cuffs with button on cuff gauntlet. Curved hem.

Weight: 166 gsm

|                 |       |       |       |       |       |       |       |
|-----------------|-------|-------|-------|-------|-------|-------|-------|
| Size:           | S     | M     | L     | XL    | XXL   | 3XL   | 4XL   |
| Chest (to fit): | 36/38 | 38/40 | 41/42 | 43/44 | 45/47 | 47/49 | 50/52 |



T4000



T4001 P329



**BK586** [4052]

**BROOK TAVERNER**  
SINCE 1912



BK587 P329



**BK586 Brook Taverner**  
**Lawrence Long Shirt Stretch Oxford Shirt**

97% cotton/3% elastane.  
Tailored fit. Button down collar. Contrast inner collar and cuffs.  
Clear buttons. Back yoke with locker loop. Pleated back panel.  
Two button adjustable cuffs with button on cuff gauntlet.  
Curved hem.

Weight: 170 gsm

|                 |    |      |    |      |    |      |    |      |    |
|-----------------|----|------|----|------|----|------|----|------|----|
| Collar:         | 14 | 14.5 | 15 | 15.5 | 16 | 16.5 | 17 | 17.5 | 18 |
| Chest (to fit): | 34 | 36   | 38 | 40   | 42 | 44   | 46 | 48   | 50 |



**BK588 Brook Taverner**  
**Whistler Long Sleeve Oxford Shirt**

100% cotton.  
Tailored fit. Button down collar. Clear buttons.  
Left chest pocket. Back yoke. Pleated back panel.  
Two button adjustable cuffs with button on cuff gauntlet. Curved hem.

Weight: 135 gsm

|                 |    |      |    |      |    |      |    |    |    |
|-----------------|----|------|----|------|----|------|----|----|----|
| Collar:         | 15 | 15.5 | 16 | 16.5 | 17 | 17.5 | 18 | 19 | 20 |
| Chest (to fit): | 38 | 40   | 42 | 44   | 46 | 48   | 50 | 54 | 56 |



**BK588** [4050]

**BROOK TAVERNER**  
SINCE 1912



**PR238 Premier**  
**Long Sleeve Striped Oxford Shirt**

60% cotton/40% polyester.  
Crease resistant fabric. Easy care fabric.  
Classic button down collar. Contrast inner collar and cuffs. Back yoke. Back darts.  
Two button cuffs with button on cuff gauntlet. Curved hem.

Weight: 135 gsm

|                 |    |     |     |
|-----------------|----|-----|-----|
| Size:           | S  | M   | L   |
| Chest (to fit): | 34 | 38  | 42  |
| Size:           | XL | XXL | 3XL |
| Chest (to fit): | 46 | 50  | 54  |



**PR238**

PR338 P329

**KUSTOM KIT.**

**K190 Kustom Kit**  
**Premium Long Sleeve Contrast Tailored Oxford Shirt**

85% cotton/15% polyester.  
Easy iron fabric. Fused, stand up button down collar. Contrast inner collar stand, inner cuff and cuff placket. Contrast binding down centre of button placket.  
Single needle stitched armholes. Back yoke with side pleats. Twin needle stitched sleeve and side seams. Single button cuffs with option for cuff links. Curved hem.

Weight: 125 gsm

|                 |       |       |    |
|-----------------|-------|-------|----|
| Size:           | S     | M     | L  |
| Chest (to fit): | 36/38 | 40    | 42 |
| Size:           | XL    | XXL   |    |
| Chest (to fit): | 44    | 46/48 |    |



**K190**

**KUSTOM KIT.**

**K189 Kustom Kit**  
**Premium Contrast Long Sleeve Tailored Oxford Shirt**

85% cotton/15% polyester.  
Easy iron fabric. Fused stand up collar. Contrast inner collar and cuffs. Back yoke with two side pleats. Single needle stitched armholes. Twin needle stitched sleeve and side seams. Single button cuffs with option for cuff links. Curved hem.

Weight: 125 gsm

|                 |       |       |    |
|-----------------|-------|-------|----|
| Size:           | S     | M     | L  |
| Chest (to fit): | 36/38 | 40    | 42 |
| Size:           | XL    | XXL   |    |
| Chest (to fit): | 44    | 46/48 |    |



**K189**

**BK583** [2319]



BK582 P324

**BROOK TAVERNER**  
SINCE 1912

**BK583 Brook Taverner Ladies Aspen Long Sleeve Oxford Shirt**

60% cotton/40% polyester. Easy iron fabric. Tailored fit with princess seams. Soft semi-cut away collar. French placket with clear pearlised buttons. Back yoke. Two button adjustable cuffs. Curved hem.

Weight: 125 gsm

|                 |    |    |    |    |
|-----------------|----|----|----|----|
| Ladies size:    | 8  | 10 | 12 | 14 |
| Chest (to fit): | 32 | 34 | 36 | 38 |
| Ladies size:    | 16 | 18 | 20 |    |
| Chest (to fit): | 40 | 42 | 44 |    |

Additional colours and sizes available on request.



**PR334 Premier Ladies Signature Long Sleeve Oxford Shirt**

70% cotton/30% polyester. Easy care fabric. Fitted style with bust and back darts. Soft collar styling. Light blue and white have pearlised buttons - rest have self colour. Two button cuffs. Curved hem. Easy cut out neck label. Available in short sleeve PR336, p333.

Weight: 135 gsm

|                 |    |    |    |    |    |
|-----------------|----|----|----|----|----|
| Ladies size:    | 8  | 10 | 12 | 14 | 16 |
| Chest (to fit): | 33 | 35 | 37 | 39 | 41 |
| Ladies size:    | 18 | 20 | 22 | 24 |    |
| Chest (to fit): | 43 | 45 | 47 | 49 |    |



**PR334**



PR234 P324

**932F**



932M P322

**RUSSELL COLLECTION**  
SINCE 1902

**932F Russell Collection Ladies Long Sleeve Easy Care Oxford Shirt**

70% cotton/30% polyester. Easy care fabric. Tailored fit. Classic collar. Bust and back darts. Two button adjustable cuffs. Curved hem. Available in short sleeve 933F, p333.

Weight: White 130 gsm, Cols 135 gsm

|                 |       |       |       |       |
|-----------------|-------|-------|-------|-------|
| Size:           | XS    | S     | M     | L     |
| Ladies size:    | 8     | 10    | 12    | 14    |
| Chest (to fit): | 30/32 | 32/34 | 34/36 | 36/38 |
| Size:           | XL    | XXL   | 3XL   |       |
| Ladies size:    | 16    | 18    | 20    |       |
| Chest (to fit): | 38/41 | 41/44 | 44/47 |       |
| Size:           | 4XL   | 5XL   | 6XL   |       |
| Ladies size:    | 22    | 24    | 26    |       |
| Chest (to fit): | 47/51 | 51/54 | 54/57 |       |

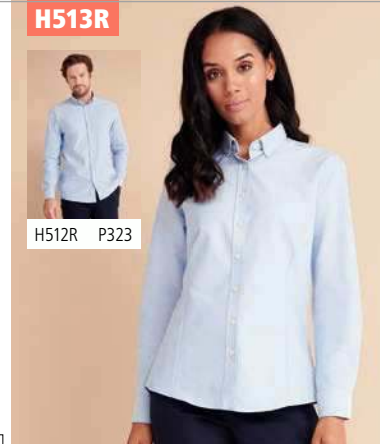


**H513R Henbury Ladies Modern Long Sleeve Regular Fit Oxford Shirt**

70% cotton/30% polyester. Wrinkle resistant fabric. Modern fit. Short point button down collar. Pearlised buttons. Back yoke. Front and back darts. Shaped seams. Two button adjustable cuffs with button on cuff gauntlet. Curved hem. Tag free. Available in short sleeve H518R, p333.

Weight: 150 gsm

|                 |       |       |       |       |
|-----------------|-------|-------|-------|-------|
| Size:           | XS    | S     | M     | L     |
| Ladies size:    | 8     | 10    | 12    | 14    |
| Chest (to fit): | 30/32 | 32/34 | 34/36 | 36/38 |
| Size:           | XL    | XXL   | 3XL   | 4XL   |
| Ladies size:    | 16    | 18    | 20    | 22    |
| Chest (to fit): | 38/40 | 40/42 | 42/44 | 44/46 |



H512R P323



**K702**



K105 P322

**KUSTOM KIT.**

**K702 Kustom Kit Ladies Premium Long Sleeve Tailored Oxford Shirt**

85% cotton/15% polyester. Easy iron fabric. Fused stand up collar. Back yoke. Double folded seams. Princess seams. Three button cuffs. Curved hem. Available in short sleeve K701, p333.

Weight: 125 gsm

|                 |    |    |    |    |    |    |
|-----------------|----|----|----|----|----|----|
| Ladies size:    | 6* | 8  | 10 | 12 | 14 | 16 |
| Chest (to fit): | 28 | 30 | 32 | 34 | 36 | 38 |
| Ladies size:    | 18 | 20 | 22 | 24 | 26 | 28 |
| Chest (to fit): | 40 | 42 | 44 | 46 | 48 | 50 |

\*Available in size 6.



**HENBURY**

**H551 Henbury Ladies Long Sleeve Pinpoint Oxford Shirt**


80% cotton/20% polyester. Easy care fabric. Classic cut with shaped side seams. Classic collar. Removable collar stiffeners. Self colour pearlised buttons. Concealed placket. Two button cuffs. Curved hem.

Weight: 130 gsm

|                 |       |       |       |       |
|-----------------|-------|-------|-------|-------|
| Size:           | XS    | S     | M     | L     |
| Ladies size:    | 8     | 10    | 12    | 14    |
| Chest (to fit): | 30/32 | 32/34 | 34/36 | 36/38 |
| Size:           | XL    | XXL   | 3XL   |       |
| Ladies size:    | 16    | 18    | 20    |       |
| Chest (to fit): | 38/40 | 40/42 | 42/44 |       |



**H551**



H550 P322



K361

KUSTOM KIT.

**K361 Kustom Kit Ladies Long Sleeve Tailored Workwear Oxford Shirt**

70% cotton/30% polyester.  
Easy iron fabric. Fused stand up collar.  
Self colour buttons. Front and back darts.  
Back yoke. Double folded seams.  
Adjustable cuffs. Curved hem. 50°C wash.  
Available in short sleeve K360, p333.

Weight: 135 gsm

|                 |    |    |    |    |    |    |
|-----------------|----|----|----|----|----|----|
| Ladies size:    | 6* | 8  | 10 | 12 | 14 | 16 |
| Chest (to fit): | 28 | 30 | 32 | 34 | 36 | 38 |
| Ladies size:    | 18 | 20 | 22 | 24 | 26 | 28 |
| Chest (to fit): | 40 | 42 | 44 | 46 | 48 | 50 |

\*Available in size 6.



K351 P322



**T4001 Tee Jays Ladies Perfect Long Sleeve Oxford Shirt**

100% cotton.  
Garment washed.  
Shaped fit. Button down collar.  
Hang tag. Pearlised branded buttons.  
Back yoke with box pleat. Back darts.  
Two button adjustable cuffs with button on cuff gauntlet. Curved hem.

Weight: 166 gsm

|              |       |       |       |       |
|--------------|-------|-------|-------|-------|
| Size:        | XS    | S     | M     | L     |
| Ladies size: | 6/8   | 8/10  | 10/12 | 12/14 |
| Size:        | XL    | XXL   | 3XL   |       |
| Ladies size: | 14/16 | 16/18 | 18/20 |       |



T4000 P326

K782

KUSTOM KIT.

**K782 Kustom Kit Ladies Long Sleeve Tailored Stretch Oxford Shirt**

58% cotton/39% polyester/3% Lycra®.  
Fused stand up collar.  
Back yoke.  
Bust and back darts.  
Double stitched side and sleeve seams.  
Adjustable cuffs with button on cuff gauntlet. Curved hem.

Weight: 143 gsm

|                 |    |    |    |    |
|-----------------|----|----|----|----|
| Ladies size:    | 6  | 8  | 10 | 12 |
| Chest (to fit): | 28 | 30 | 32 | 34 |
| Ladies size:    | 14 | 16 | 18 | 20 |
| Chest (to fit): | 36 | 38 | 40 | 42 |



K182 P326




**BK587 Brook Taverner Ladies Mirabel Long Sleeve Stretch Oxford Shirt**

97% cotton/3% elastane.  
Tailored fit. Cut away collar. Contrast inner collar and cuffs. Clear buttons. Princess seams. Single button cuffs. Curved hem.

Weight: 170 gsm

|                 |    |    |    |    |
|-----------------|----|----|----|----|
| Ladies size:    | 8  | 10 | 12 | 14 |
| Chest (to fit): | 32 | 34 | 36 | 38 |
| Ladies size:    | 16 | 18 | 20 |    |
| Chest (to fit): | 40 | 42 | 44 |    |



BK586 P327



H511

HENBURY

**H511 Henbury Ladies Long Sleeve Classic Oxford Shirt**

77% cotton/23% polyester.  
Wrinkle resistant fabric. Ladies fit with shaped side seams. Pearlised buttons.  
Two button adjustable cuffs. Curved hem.  
Available in short sleeve H516, p333.

Weight: 170 gsm

|                 |       |       |       |
|-----------------|-------|-------|-------|
| Size:           | XS    | S     | M     |
| Ladies size:    | 8     | 10    | 12    |
| Chest (to fit): | 30/32 | 32/34 | 34/36 |
| Size:           | L     | XL    | XXL   |
| Ladies size:    | 14    | 16    | 18    |
| Chest (to fit): | 36/38 | 38/40 | 40/42 |
| Size:           | 3XL   | 4XL   |       |
| Ladies size:    | 20    | 22    |       |
| Chest (to fit): | 42/44 | 44/46 |       |



H510 P323



**PR338 Premier Ladies Long Sleeve Striped Oxford Shirt**

60% cotton/40% polyester.  
Crease resistant fabric. Easy care fabric.  
Classic button down collar. Contrast inner collar and cuffs. Back yoke. Bust and back darts. Single button cuffs. Curved hem.

Weight: 135 gsm

|                 |    |    |    |    |    |     |
|-----------------|----|----|----|----|----|-----|
| Size:           | XS | S  | M  | L  | XL | XXL |
| Ladies size:    | 8  | 10 | 12 | 14 | 16 | 18  |
| Chest (to fit): | 33 | 35 | 37 | 39 | 41 | 43  |



PR238 P327

K109

KUSTOM KIT®



K701 P333



**K109 Kustom Kit**  
**Premium Short Sleeve Classic Fit**  
**Oxford Shirt**

85% cotton/15% polyester.  
Easy iron fabric.  
Fused, stand up button down collar.  
Left chest pocket.  
Back yoke with centre pleat and hanging loop.  
Curved hem.  
Available in long sleeve K105, p322.



Weight: 125 gsm

|                 |       |       |       |       |       |    |
|-----------------|-------|-------|-------|-------|-------|----|
| Collar:         | 13.5* | 14*   | 14.5  | 15    | 15.5  | 16 |
| Chest (to fit): | 32/34 | 35    | 36/38 | 39    | 40    | 41 |
| Collar:         | 16.5  | 17    | 17.5  | 18    | 18.5  | 19 |
| Chest (to fit): | 42    | 43    | 44    | 45    | 46/48 | 49 |
| Collar:         | 19.5  | 20    | 21    | 22    | 23    |    |
| Chest (to fit): | 50/52 | 54/56 | 58/60 | 62/64 | 66/68 |    |



\* Available in 13.5 and 14 collar.

H517R

HENBURY  
TAGFREE



H518R P333



**H517R Henbury**  
**Modern Short Sleeve Regular Fit**  
**Oxford Shirt**



70% cotton/30% polyester.  
Wrinkle resistant fabric. Modern regular fit. Short point button down collar.  
Pearlised buttons. Back yoke. Twin needle side seams.  
Curved hem. Tag free.  
Available in long sleeve H512R, p323.

Weight: 150 gsm



|                 |       |       |       |    |       |     |       |     |
|-----------------|-------|-------|-------|----|-------|-----|-------|-----|
| Size:           | XS    | S     | M     | L  | XL    | XXL | 3XL   | 4XL |
| Chest (to fit): | 34/36 | 36/38 | 38/40 | 42 | 44/46 | 48  | 50/52 | 54  |

**H517S Henbury**  
**Modern Short Sleeve Slim Fit Oxford Shirt**



70% cotton/30% polyester.  
Wrinkle resistant fabric. Slim fit. Short point button down collar.  
Pearlised buttons. Back yoke. Back darts. Shaped side seams. Curved hem. Tag free.  
Available in long sleeve H512S, p323.

Weight: 150 gsm



|                 |       |       |    |       |     |
|-----------------|-------|-------|----|-------|-----|
| Size:           | S     | M     | L  | XL    | XXL |
| Chest (to fit): | 36/38 | 38/40 | 42 | 44/46 | 48  |

H517S

HENBURY  
TAGFREE





933M

**RUSSELL** SINCE 1900  
COLLECTION



933F P333

**933M Russell Collection**  
**Short Sleeve Easy Care Oxford Shirt**

70% cotton/30% polyester.  
Easy care fabric. Classic fit. Button down collar.  
Left chest pocket. Back yoke with two pleats. Curved hem.  
Available in long sleeve 932M, p322.




Weight: White 130 gsm, Cols 135 gsm

|                 |       |       |       |       |       |       |       |
|-----------------|-------|-------|-------|-------|-------|-------|-------|
| Collar:         | 14.5  | 15    | 15.5  | 16    | 16.5  | 17    | 17.5  |
| Chest (to fit): | 36/38 | 36/38 | 38/40 | 40/42 | 40/42 | 42/44 | 42/44 |
| Collar:         | 18    | 18.5  | 19    | 19.5  | 20    | 21    |       |
| Chest (to fit): | 44/46 | 46/48 | 46/48 | 48/50 | 50/52 | 52/54 |       |

**923M Russell Collection**  
**Short Sleeve Tailored Oxford Shirt**

70% cotton/30% polyester.  
Easy care fabric. Semi-cut away boned collar.  
Plain back yoke. Double folded seams. Curved hem.  
Available in long sleeve 922M, p324.



Weight: White 130 gsm, Cols 135 gsm

|                 |       |       |       |       |       |       |
|-----------------|-------|-------|-------|-------|-------|-------|
| Collar:         | 14.5  | 15    | 15.5  | 16    | 16.5  | 17    |
| Chest (to fit): | 36/38 | 36/38 | 38/40 | 40/42 | 40/42 | 42/44 |
| Collar:         | 17.5  | 18    | 18.5  | 19    | 19.5  |       |
| Chest (to fit): | 42/44 | 44/46 | 46/48 | 46/48 | 48/50 |       |



923M

**RUSSELL** SINCE 1900  
COLLECTION



K350

KUSTOM KIT



K360 P333

**K350 Kustom Kit**  
**Short Sleeve Classic Fit**  
**Workwear Oxford Shirt**

70% cotton/30% polyester.  
Easy iron fabric. Fused, stand up button down collar. Left chest pocket.  
Self colour buttons. Back yoke with two pleats. Double stitched side  
and sleeve seams. Curved hem. 50°C wash.  
Available in long sleeve K351, p322.



Weight: 135 gsm



|                 |       |       |       |       |       |       |       |       |      |
|-----------------|-------|-------|-------|-------|-------|-------|-------|-------|------|
| Collar:         | 13.5* | 14*   | 14.5  | 15    | 15.5  | 16    | 16.5  | 17    | 17.5 |
| Chest (to fit): | 32/34 | 35    | 36/38 | 39    | 40    | 41    | 42    | 43    | 44   |
| Collar:         | 18    | 18.5  | 19    | 19.5  | 20    | 21    | 22    | 23    |      |
| Chest (to fit): | 45    | 46/48 | 49    | 50/52 | 54/56 | 58/60 | 62/64 | 66/68 |      |

\*Available in 13.5 and 14 collar.

**PR236 Premier**  
**Signature Short Sleeve Oxford Shirt**

70% cotton/30% polyester.  
Easy care fabric. Semi-fitted styling. Wrinkle resistant finish. Button down collar. Left  
chest mitred pocket. Back yoke with two pleats. Curved hem. Easy cut out neck label.  
Available in long sleeve PR234, p324.



Weight: 135 gsm

EASY CARE



|                 |      |      |      |      |      |
|-----------------|------|------|------|------|------|
| Collar:         | 14.5 | 15   | 15.5 | 16   | 16.5 |
| Chest (to fit): | 34   | 36   | 38   | 40   | 42   |
| Collar:         | 17   | 17.5 | 18   | 18.5 | 19   |
| Chest (to fit): | 44   | 46   | 48   | 50   | 52   |



PR236

**PREMIER**



PR336 P333

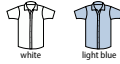
**K117**

KUSTOM KIT.



**K117 Kustom Kit**  
**Premium Short Sleeve Classic Fit Oxford Shirt**

85% cotton/15% polyester.  
 Easy iron fabric. Fused stand up cut away collar. Removable collar bones.  
 Optional pocket. Back yoke with two pleats. Double folded seams. Curved hem.  
 Available in long sleeve K118, p325.



Weight: 125 gsm



|                 |    |      |    |      |    |      |    |       |
|-----------------|----|------|----|------|----|------|----|-------|
| Collar:         | 15 | 15.5 | 16 | 16.5 | 17 | 17.5 | 18 | 18.5  |
| Chest (to fit): | 39 | 40   | 41 | 42   | 43 | 44   | 45 | 46/48 |

**K183**

KUSTOM KIT.



**K183 Kustom Kit**  
**Short Sleeve Slim Fit Oxford Shirt**

70% cotton/30% polyester.  
 Fused stand up button down collar. Left chest pocket.  
 Single needle stitched armholes. Back yoke. Darted back panel.  
 Twin needle sleeves and side seams. Curved hem. 50°C wash.  
 Available in long sleeve K184, p326.



Weight: 135 gsm



|                 |    |       |    |      |    |      |    |      |    |
|-----------------|----|-------|----|------|----|------|----|------|----|
| Collar:         | 14 | 14.5  | 15 | 15.5 | 16 | 16.5 | 17 | 17.5 | 18 |
| Chest (to fit): | 35 | 36/38 | 39 | 40   | 41 | 42   | 43 | 44   | 45 |

**K187 Kustom Kit**  
**Premium Short Sleeve Tailored Oxford Shirt**

85% cotton/15% polyester.  
 Easy iron fabric. Fused stand up button down collar. Black and white have self colour buttons. Light blue has white buttons. Back yoke. Double folded seams. Curved hem.  
 Available in long sleeve K188, p325.



Weight: 125 gsm



|                 |       |      |       |       |      |       |      |
|-----------------|-------|------|-------|-------|------|-------|------|
| Collar:         | 13.5* | 14*  | 14.5  | 15    | 15.5 | 16    | 16.5 |
| Chest (to fit): | 32/34 | 35   | 36/38 | 39    | 40   | 41    | 42   |
| Collar:         | 17    | 17.5 | 18    | 18.5  | 19   | 19.5  |      |
| Chest (to fit): | 43    | 44   | 45    | 46/48 | 49   | 50/52 |      |

\*Available in 13.5 and 14 collar.

**H515 Henbury**  
**Short Sleeve Classic Oxford Shirt**

77% cotton/23% polyester.  
 Wrinkle resistant fabric. Button down collar. Left chest pocket. Pearlised buttons.  
 Back yoke with centre pleat. Curved hem.  
 Available in long sleeve H510, p323.



Weight: 170 gsm



|                 |       |       |    |       |     |       |     |
|-----------------|-------|-------|----|-------|-----|-------|-----|
| Size:           | S     | M     | L  | XL    | XXL | 3XL   | 4XL |
| Chest (to fit): | 36/38 | 38/40 | 42 | 44/46 | 48  | 50/52 | 54  |

**K187**

KUSTOM KIT.



**H515**

HENBURY



H516 P333





K701



K109 P330

KUSTOM KIT.

**K701 Kustom Kit Ladies Premium Short Sleeve Tailored Oxford Shirt**

85% cotton/15% polyester.  
Easy iron fabric. Button down collar.  
Back yoke. Front and back darts.  
Twin needle stitching. Curved hem.  
Available in long sleeve K702, p328.

Weight: 125 gsm

|                 |    |    |    |    |    |    |
|-----------------|----|----|----|----|----|----|
| Ladies size:    | 6* | 8  | 10 | 12 | 14 | 16 |
| Chest (to fit): | 28 | 30 | 32 | 34 | 36 | 38 |
| Ladies size:    | 18 | 20 | 22 | 24 | 26 | 28 |
| Chest (to fit): | 40 | 42 | 44 | 46 | 48 | 50 |

\*Available in size 6.



Sedex



RUSSELL SINCE 1902  
COLLECTION

933F

**933F Russell Collection Ladies Short Sleeve Easy Care Oxford Shirt**

70% cotton/30% polyester.  
Easy care fabric. Tailored fit. Classic collar.  
Bust and back darts. Curved hem.  
Available in long sleeve 932F, p328.

Weight: White 130 gsm, Cols 135 gsm

|                 |       |       |       |       |
|-----------------|-------|-------|-------|-------|
| Size:           | XS    | S     | M     | L     |
| Ladies size:    | 8     | 10    | 12    | 14    |
| Chest (to fit): | 30/32 | 32/34 | 34/36 | 36/38 |
| Size:           | XL    | XXL   | 3XL   |       |
| Ladies size:    | 16    | 18    | 20    |       |
| Chest (to fit): | 38/41 | 41/44 | 44/47 |       |
| Size:           | 4XL   | 5XL   | 6XL   |       |
| Ladies size:    | 22    | 24    | 26    |       |
| Chest (to fit): | 47/51 | 51/54 | 54/57 |       |



933M P331



PR336



PR236 P331

PREMIER



**PR336 Premier Ladies Signature Short Sleeve Oxford Shirt**

70% cotton/30% polyester.  
Easy care fabric. Wrinkle resistant finish.  
Fitted style with bust and back darts.  
Soft collar styling. Light blue and white  
have pearlised buttons - rest have self  
colour. Curved hem. Easy cut out neck label.  
Available in long sleeve PR334, p328.

Weight: 135 gsm

|                 |    |    |    |    |    |
|-----------------|----|----|----|----|----|
| Ladies size:    | 8  | 10 | 12 | 14 | 16 |
| Chest (to fit): | 33 | 35 | 37 | 39 | 41 |
| Ladies size:    | 18 | 20 | 22 | 24 |    |
| Chest (to fit): | 43 | 45 | 47 | 49 |    |



EASY CARE

KUSTOM KIT.

**K360 Kustom Kit Ladies Short Sleeve Tailored Workwear Oxford Shirt**

70% cotton/30% polyester.  
Easy iron fabric. Fused stand up collar.  
Self colour buttons. Front and back darts.  
Back yoke. Curved hem. 50°C wash.  
Available in long sleeve K361, p329.

Weight: 135 gsm

|                 |    |    |    |    |    |    |
|-----------------|----|----|----|----|----|----|
| Ladies size:    | 6* | 8  | 10 | 12 | 14 | 16 |
| Chest (to fit): | 28 | 30 | 32 | 34 | 36 | 38 |
| Ladies size:    | 18 | 20 | 22 | 24 | 26 | 28 |
| Chest (to fit): | 40 | 42 | 44 | 46 | 48 | 50 |

\*Available in size 6.



K350 P331



H516



H515 P332

HENBURY

**H516 Henbury Ladies Short Sleeve Classic Oxford Shirt**

77% cotton/23% polyester.  
Wrinkle resistant fabric. Tailored fit.  
Shaped side seams. Pearlised buttons.  
Curved hem.  
Available in long sleeve H511, p329.

Weight: 170 gsm

|                 |       |       |       |
|-----------------|-------|-------|-------|
| Size:           | XS    | S     | M     |
| Ladies size:    | 8     | 10    | 12    |
| Chest (to fit): | 30/32 | 32/34 | 34/36 |
| Size:           | L     | XL    | XXL   |
| Ladies size:    | 14    | 16    | 18    |
| Chest (to fit): | 36/38 | 38/40 | 40/42 |
| Size:           | 3XL   | 4XL   |       |
| Ladies size:    | 20    | 22    |       |
| Chest (to fit): | 42/44 | 44/46 |       |



Sedex

HENBURY TAGFREE



**H518R Henbury Ladies Modern Short Sleeve Regular Fit Oxford Shirt**

70% cotton/30% polyester.  
Wrinkle resistant fabric. Ladies modern fit.  
Short point button down collar. Pearlised  
buttons. Back yoke. Fitted with darts and  
shaped side seams. Curved hem. Tag free.  
Available in long sleeve H513R, p328.

Weight: 150 gsm

|                 |       |       |       |
|-----------------|-------|-------|-------|
| Size:           | XS    | S     | M     |
| Ladies size:    | 8     | 10    | 12    |
| Chest (to fit): | 30/32 | 32/34 | 34/36 |
| Size:           | L     | XL    | XXL   |
| Ladies size:    | 14    | 16    | 18    |
| Chest (to fit): | 36/38 | 38/40 | 40/42 |
| Size:           | 3XL   | 4XL   |       |
| Ladies size:    | 20    | 22    |       |
| Chest (to fit): | 42/44 | 44/46 |       |



Sedex



H517R P330

K185



**GAMEGEAR®**

**K185 Gamegear Short Sleeve Classic Fit Sportsman Shirt**

85% cotton/15% polyester.  
Easy iron fabric.  
Button down collar with contrast inner.  
Left vent chest pocket.  
Back yoke.  
Contrast side and underarm panels with contrast piping.  
Contrast taped side vents.  
Straight hem.

Weight: 125 gsm

|                 |       |       |       |
|-----------------|-------|-------|-------|
| Size:           | S     | M     | L     |
| Chest (to fit): | 36/38 | 40    | 42    |
| Size:           | XL    | XXL   | 3XL   |
| Chest (to fit): | 44    | 46/48 | 50/52 |



SF560



**SF560 SF Men**

**Brushed Check Casual Shirt**

65% polyester/35% viscose brushed twill.  
Super soft fabric. Slim fit. Narrow button down collar. Matt pearlised buttons.  
Back yoke. Single button cuffs. Twin needle and top stitching detail. Curved hem.  
Tear out label.

Weight: 120 gsm

|                 |       |       |    |
|-----------------|-------|-------|----|
| Size:           | S     | M     | L  |
| Chest (to fit): | 36/38 | 38/40 | 42 |
| Size:           | XL    | XXL   |    |
| Chest (to fit): | 44/46 | 48    |    |



FR050



**FRONT ROW & CO**  
EST. 1991

**FR050 Front Row Pullover Drill Shirt**

100% cotton drill.  
Garment washed.  
Concealed placket.  
Back neck hanging loop.  
Self fabric side vent inserts.  
Adjustable cuffs with button on cuff gauntlet. Shaped hem. Tag free.

Weight: 265 gsm

|                 |       |       |       |    |
|-----------------|-------|-------|-------|----|
| Size:           | XS    | S     | M     | L  |
| Chest (to fit): | 34/36 | 36/38 | 38/40 | 42 |
| Size:           | XL    | XXL   | 3XL   |    |
| Chest (to fit): | 44/46 | 48    | 50/52 |    |



FR054



**FRONT ROW & CO**  
EST. 1991

**FR054 Front Row Drill Overshirt**

100% cotton drill.  
Garment washed. Plastic horn effect buttons. Forward shoulder seams.  
Back yoke. Mitred patch pockets with flaps. Single button cuffs with button on cuff gauntlet. Curved hem. Twin needle topstitching. Tag free.

Weight: 265 gsm

|                 |       |       |       |    |
|-----------------|-------|-------|-------|----|
| Size:           | XS    | S     | M     | L  |
| Chest (to fit): | 34/36 | 36/38 | 38/40 | 42 |
| Size:           | XL    | XXL   | 3XL   |    |
| Chest (to fit): | 44/46 | 48    | 50/52 |    |



NEW

**KARIBAN**

**KB579 Kariban Sherpa Lined Checked Shirt Jacket**

100% cotton flannel.  
Polyester sherpa lined body.  
Polyester taffeta lined padded sleeves.  
Button up front.  
Two chest pockets with button down flaps.  
Adjustable button cuffs.  
Tag free.

Weight: 190 gsm

|                 |       |       |       |
|-----------------|-------|-------|-------|
| Size:           | S     | M     | L     |
| Chest (to fit): | 34/36 | 38    | 40    |
| Size:           | XL    | XXL   | 3XL   |
| Chest (to fit): | 42    | 44/46 | 48/50 |



KB579



**FRONT ROW & CO**  
EST. 1991

**FR502 Front Row Unisex Supersoft Casual Shirt**

80% cotton/20% polyester.  
Super soft brushed oxford. Slim fit. Narrow button down collar. Pearlised buttons with cross-stitch. Back yoke. Single button cuffs.  
Twin needle stitching and topstitching detail. Tag free.

Weight: 170 gsm

|                 |       |       |       |
|-----------------|-------|-------|-------|
| Size:           | XS    | S     | M     |
| Chest (to fit): | 34/36 | 36/38 | 38/40 |
| Size:           | L     | XL    | XXL   |
| Chest (to fit): | 42    | 44/46 | 48    |



FR502





SD47

**So**  
DENIM  
by AWDiS

**SD47 So Denim  
Anna Knitted Long Sleeve Shirt**

95% cotton/5% elastane.  
Micro piqué knit. Fashion fit. Narrow collar. Back yoke. Back darts. Two button cuffs. Turned curved hem with single needle stitch detail.

Weight: 190 gsm

|              |    |    |    |    |    |
|--------------|----|----|----|----|----|
| Size:        | XS | S  | M  | L  | XL |
| Ladies size: | 8  | 10 | 12 | 14 | 16 |



Sedex ATM-APPROVED  
VEGAN

SD42 P335



**So**  
DENIM  
by AWDiS

**SD42 So Denim  
Oscar Knitted Long Sleeve Shirt**

95% cotton/5% elastane.  
Micro piqué knit. Fashion fit. Narrow collar. Back yoke. Back darts. Two button cuffs. Turned curved hem with single needle stitch detail.

Weight: 190 gsm

|                 |    |    |    |    |     |
|-----------------|----|----|----|----|-----|
| Size:           | S  | M  | L  | XL | XXL |
| Chest (to fit): | 36 | 40 | 44 | 48 | 52  |



Sedex ATM-APPROVED  
VEGAN

SD42



SD47 P335



KB518



KB519 P335



**KARIBAN**

**KB518 Kariban  
Ladies Long Sleeve Denim Shirt**

100% cotton.  
Enzyme washed.  
Fitted style.  
Two studded chest pockets with flap.  
Stud buttons.  
Back yoke.  
Studded cuffs.  
Curved hem.

Weight: 150 gsm

|              |    |    |    |    |    |
|--------------|----|----|----|----|----|
| Size:        | XS | S  | M  | L  | XL |
| Ladies size: | 8  | 10 | 12 | 14 | 16 |



blue jean

**KARIBAN**

**KB519 Kariban  
Long Sleeve Denim Shirt**

100% cotton.  
Enzyme washed.  
Fitted style.  
Two studded chest pockets with flap.  
Stud buttons.  
Back yoke.  
Studded cuffs.  
Curved hem.

Weight: 150 gsm

|                 |    |    |    |    |       |
|-----------------|----|----|----|----|-------|
| Size:           | S  | M  | L  | XL | XXL   |
| Chest (to fit): | 36 | 38 | 40 | 42 | 44/46 |



blue jean

KB519



KB518 P335



SD45



SD40 P335



**So**  
DENIM  
by AWDiS

**SD45 So Denim  
Lucy Denim Shirt**

100% cotton.  
Fashion fit. Satin weave. Modern narrow collar. Single needle contrast stitching at collar, armholes and placket. Button placket. Back yoke. Twin needle contrast stitching at sleeves, side seams and cuffs. Adjustable two button cuffs. Curved hem.

Weight: 154 gsm

|              |    |    |    |    |    |
|--------------|----|----|----|----|----|
| Size:        | XS | S  | M  | L  | XL |
| Ladies size: | 8  | 10 | 12 | 14 | 16 |



Sedex ATM-APPROVED  
VEGAN

**So**  
DENIM  
by AWDiS

**SD40 So Denim  
Jack Denim Shirt**

100% cotton.  
Fashion fit. Satin weave. Modern narrow collar. Single needle contrast stitching at collar, armholes and placket. Button placket. Back yoke. Twin needle contrast stitching at sleeves, side seams and cuffs. Adjustable two button cuffs. Curved hem.

Weight: 154 gsm

|                 |    |    |    |    |     |
|-----------------|----|----|----|----|-----|
| Size:           | S  | M  | L  | XL | XXL |
| Chest (to fit): | 36 | 40 | 44 | 48 | 52  |



Sedex ATM-APPROVED  
VEGAN

SD40



SD45 P335



JustHoods<sup>®</sup> AWDs JustCool<sup>®</sup> AWDs JustPolos<sup>®</sup> AWDs JustTs<sup>®</sup> AWDs AWD is A ACADEMY AFD ANTHEM<sup>®</sup>

BABYBUGZ BagBase Beechfield ORIGINAL HEADWEAR BELLA+CANVAS BROOK TAVERNER canterbury

Comfort Grip CRAGHOPPERS DARE 2B DENNY'S LONDON ecologie. FINDEN+HALES

FLIGHT<sup>®</sup> of rupoons FRONTROW & CO HERITAGE CLOTHING FRUIT&LOOM. GAMEGEAR. GILDAN<sup>®</sup> GLENMUIR 1897

HENBURY JOSEPH ALAN KARIBAN KARIBAN Vintage ki-mood kup KUSTOM KIT

larkwood<sup>®</sup> leChef PROFESSIONAL mantis one by mantis Mumbles<sup>®</sup> NEO BLU PEOPLE IN MOTION NL NEXT LEVEL APPAREL

ORIGINAL FNB FORTIX FORTIX PORTWEST PREMIER<sup>®</sup> PROACT. QUADRA

REGATTA PROFESSIONAL REGATTA PROFESSIONAL REGATTA PROFESSIONAL REGATTA PROFESSIONAL REGATTA PROFESSIONAL REGATTA PROFESSIONAL REGATTA PROFESSIONAL REGATTA PROFESSIONAL

Result SAFE GUARD WORK GUARD Result HEADWEAR Result GENUINE RECYCLED core urban winter

RTP<sup>®</sup> APPAREL RUSSELL RUSSELL COLLECTION RUSSELL SCHOOLGEAR SF SF SOL'S the fair spirit

So DENIM SPIRO BIKEWEAR SPIRO splashmacs SUNDERLAND OF SCOTLAND STORMTECH

SUPERSTAR by mantis TEE JAYS TOWEL CITY WARRIOR Westford Mill YOKO PILVIS